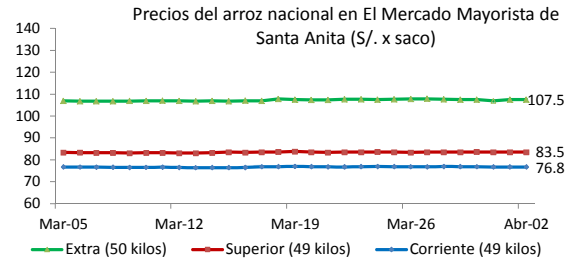


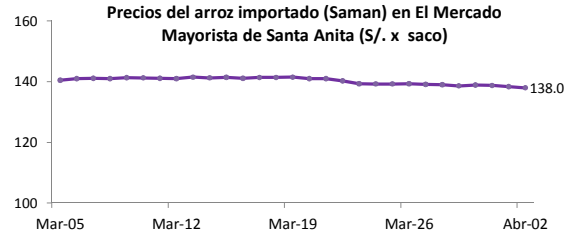
Lima 02 de Abril del 2013

I MERCADO PRODUCTORES DE SANTA ANITA- LIMA

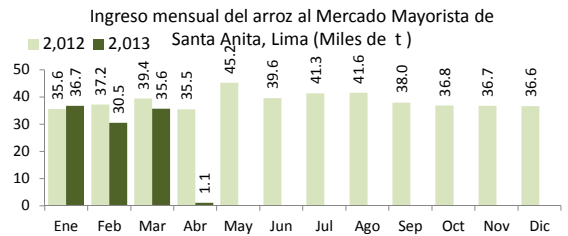
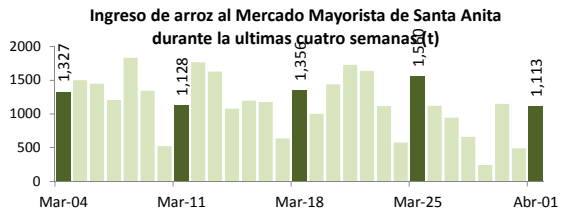
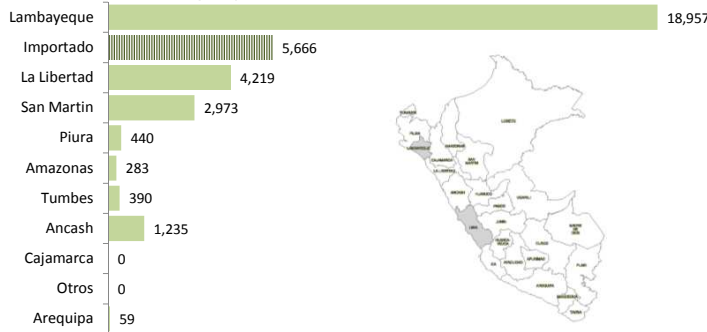


Precios del arroz según calidad (S/. por Unidad de medida)

| | Precio Promedio Ult 7 días | PRECIOS | | | Var. (%) |
|---------------------------|----------------------------|---------|--------|--------|----------|
| | | Dom-31 | Lun-01 | Mar-02 | |
| Arroz nacional | | | | | |
| Corriente (49 kilos) | 76.8 | 76.75 | 76.75 | 76.75 | 0.0% |
| Superior (49 kilos) | 83.5 | 83.55 | 83.50 | 83.53 | 0.0% |
| Sup.Despuntado (49 kilos) | 94.8 | 94.95 | 94.75 | 94.70 | -0.1% |
| Extra (50 kilos) | 107.5 | 106.88 | 107.50 | 107.50 | 0.0% |
| Arroz de Uruguay | | | | | |
| Saman (50 kilos) | 138.9 | 138.8 | 138.4 | 138.0 | -0.3% |



Ingreso de arroz al Mercado Productores de Santa Anita - Lima, según procedencia, últimos 30 días (t)



II PRECIOS DEL ARROZ EN LAMBAYEQUE

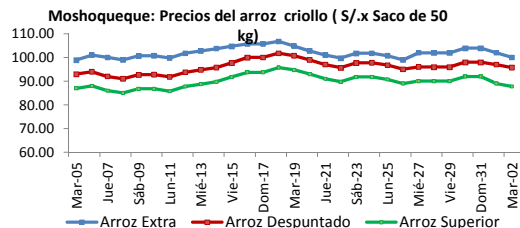
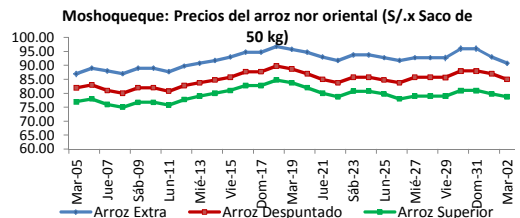
PRECIO DEL ARROZ EN EL MERCADO DE MOSHOQUEQUE

| | Últimos 7 días | | PRECIOS | | | |
|--------------------------------|----------------|---------------|----------|-------|-----------|-------|
| | Precio Máximo | Precio Mínimo | Lunes-01 | | Martes-02 | |
| Arroz nor oriental | | | | | | |
| Extra (50 kilos) | 97.0 | 91.0 | 92.0 | 94.0 | 90.0 | 91.5 |
| Despuntado (50 kilos) | 89.0 | 83.0 | 86.0 | 88.0 | 84.0 | 86.0 |
| Superior (50 kilos) | 82.0 | 77.0 | 79.0 | 80.5 | 78.0 | 79.5 |
| Arroz criollo o norteño | | | | | | |
| Extra (50 kilos) | 105.0 | 98.0 | 101.0 | 103.0 | 99.0 | 101.0 |
| Despuntado (50 kilos) | 99.0 | 94.0 | 96.0 | 98.0 | 95.0 | 96.5 |
| Superior (50 kilos) | 93.0 | 88.0 | 88.0 | 90.0 | 87.0 | 88.5 |

| | Precio Promedio Ult. 7 días | Dom-31 | PRECIOS | | Variación (%) |
|-------------------------------|-----------------------------|--------|---------|--------|---------------|
| | | | Lun-01 | Mar-02 | |
| De origen nor oriental | | | | | |
| Extra (50 kilos) | 93.6 | 96.0 | 93.0 | 90.8 | -2.4% |
| Despuntado (50 kilos) | 86.3 | 88.0 | 87.0 | 85.0 | -2.3% |
| Superior (50 kilos) | 79.5 | 81.0 | 79.8 | 78.8 | -1.3% |
| Criollo o norteño | | | | | |
| Extra (50 kilos) | 102.1 | 104.0 | 102.0 | 100.0 | -2.0% |
| Despuntado (50 kilos) | 96.6 | 98.0 | 97.0 | 95.8 | -1.3% |
| Superior (50 kilos) | 90.3 | 92.0 | 89.0 | 87.8 | -1.4% |

PRECIO DEL ARROZ EN MOLINOS

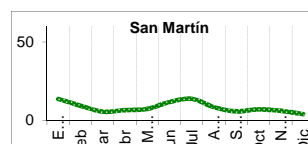
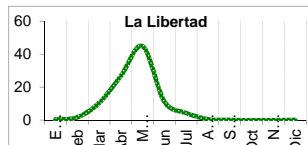
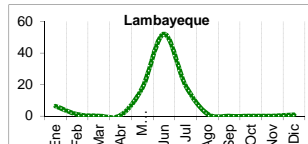
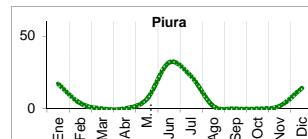
| | Últimos 7 días | | PRECIOS | | | |
|--------------------------------|----------------|---------------|----------|--|-----------|------|
| | Precio Máximo | Precio Mínimo | Lunes-01 | | Martes-02 | |
| Arroz nor oriental | | | | | | |
| Extra (50 kilos) | 93.0 | 87.0 | | | 86.0 | 88.0 |
| Despuntado (50 kilos) | 85.0 | 79.0 | | | 80.0 | 82.0 |
| Superior (50 kilos) | 78.0 | 73.0 | | | 74.0 | 76.0 |
| Arroz criollo o norteño | | | | | | |
| Extra (50 kilos) | 101.0 | 95.0 | | | 95.0 | 97.0 |
| Despuntado (50 kilos) | 95.0 | 90.0 | | | 91.0 | 93.0 |
| Superior (50 kilos) | 89.0 | 84.0 | | | 83.0 | 85.0 |



| | PILADO EN MOLINO (Nuevos Soles) | | | | | |
|----------------------|---------------------------------|------|----------------|------|----------------|------|
| | Extra | | Despuntado | | Superior | |
| | Min | Máx | Min | Máx | Min | Máx |
| LAMBAYEQUE | Saco de 50 kg. | | Saco de 50 kg. | | Saco de 50 kg. | |
| Nor Oriental | 86.0 | 88.0 | 80.0 | 82.0 | 74.0 | 76.0 |
| Norteño (Lambayeque) | 95.0 | 97.0 | 91.0 | 93.0 | 83.0 | 85.0 |

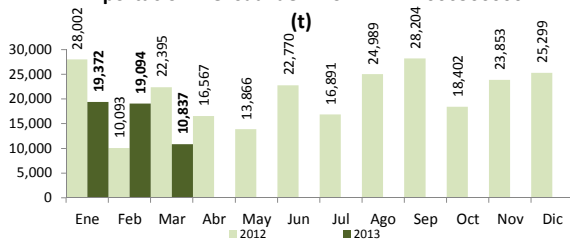
| | PILADO EN MOLINO (Nuevos Soles) | | | | | |
|--------------------------|---------------------------------|-----|----------------|-----|----------------|-----|
| | Extra | | Superior | | Corriente | |
| | Min | Máx | Min | Máx | Min | Máx |
| SAN MARTIN | Saco de 50 kg. | | Saco de 50 kg. | | Saco de 50 kg. | |
| Rioja | ... | ... | ... | ... | ... | ... |
| Moyobamba | ... | ... | ... | ... | ... | ... |
| Bellavista | ... | ... | ... | ... | ... | ... |
| Tocache | ... | ... | ... | ... | ... | ... |
| CAJAMARCA | Saco de 50 kg. | | Saco de 50 kg. | | Saco de 50 kg. | |
| Jaen (Variedad Moro) | ... | ... | ... | ... | ... | ... |
| Jaen (Variedad Capirona) | ... | ... | ... | ... | ... | ... |
| TUMBES | kilogramo | | kilogramo | | Saco de 50 kgg | |
| Tumbes | ... | ... | ... | ... | ... | ... |
| LA LIBERTAD | Saco de 50 kg. | | Saco de 49 kg. | | Saco de 49 kg. | |
| Chepen | ... | ... | ... | ... | ... | ... |
| Pacasmayo | ... | ... | ... | ... | ... | ... |
| Gran Chimú | ... | ... | ... | ... | ... | ... |

... Sin información

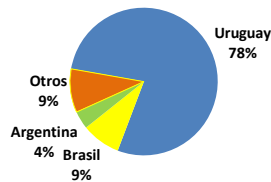


IV COMERCIO INTERNACIONAL

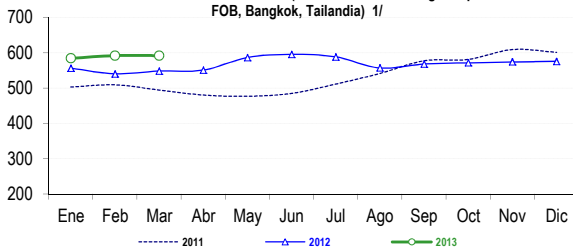
Importación mensual de Arroz. P.A.: 1006300000



Participación de la importación de arroz según origen. Periodo: (Enero - Marzo del 2013)



Precios internacionales del arroz (Arroz elaborado 15 % grano partido FOB, Bangkok, Tailandia) 1/



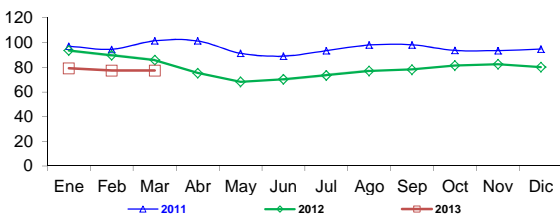
Precios internac. del arroz (Arroz elaborado, 15 % grano partido FOB, Bangkok, Tailandia) US\$ / t

| | 2009 | 2010 | 2011 | 2012 | 2013 |
|------------|-------|-------|-------|-------|-------|
| Enero | 528.6 | 541.9 | 503.1 | 556.5 | 584.4 |
| Febrero | 542.6 | 522.3 | 509.3 | 540.6 | 592.0 |
| Marzo | 547.9 | 480.6 | 494.6 | 548.3 | 592.0 |
| Abril | 526.0 | 445.9 | 480.4 | 551.0 | |
| Mayo | 495.5 | 422.4 | 476.9 | 586.5 | |
| Junio | 508.2 | 421.6 | 485.1 | 596.8 | |
| Julio | 513.3 | 422.4 | 511.4 | 588.6 | |
| Agosto | 496.1 | 430.8 | 541.5 | 557.0 | |
| Septiembre | 488.2 | 466.9 | 577.5 | 568.3 | |
| Octubre | 467.6 | 480.0 | 581.2 | 571.7 | |
| Noviembre | 475.8 | 491.1 | 609.4 | 574.3 | |
| Diciembre | 550.8 | 519.3 | 601.4 | 575.9 | |

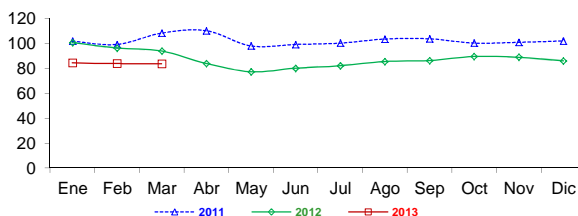
Fuente: Odepa con información de bolsas, Reuters y Mercado de Liniers. Elaboración: Ministerio de Agricultura - Oficina de Estudios Económicos y Estadísticos.

V INFORMACION MENSUAL DE PRECIOS EN EL MERCADO MAYORISTA DE SANTA ANITA 3/

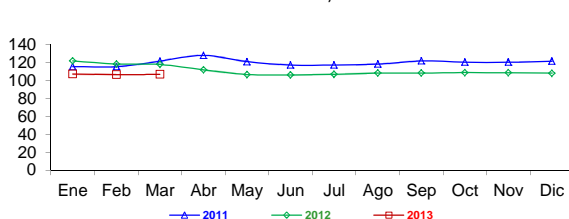
Precio del Arroz Corriente en el Mercado Mayorista de Santa Anita (S/. x Saco de 49 kilos)



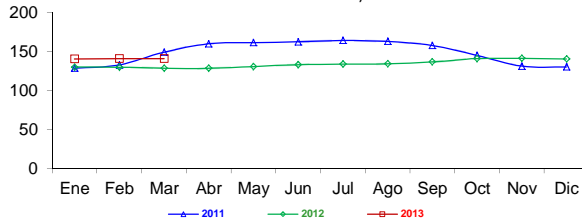
Precio del Arroz Superior en el Mercado Mayorista de Santa Anita (S/. x Saco de 49 kg)



Precio del Arroz Extra en el Mercado Mayorista de Santa Anita (S/. x Saco de 50 kilos)



Precio del Arroz Imp de Uruguay en el Mercado Mayorista de Santa Anita (S/. x Saco de 50 kilos)



Notas:

- 1/ Fuente: ODEPA
- 2/ Superintendencia Nacional de Administración Tributaria SUNAT
- 3/ Mercado Productores de Santa Anita -Lima