

Lima 10 de Abril del 2013

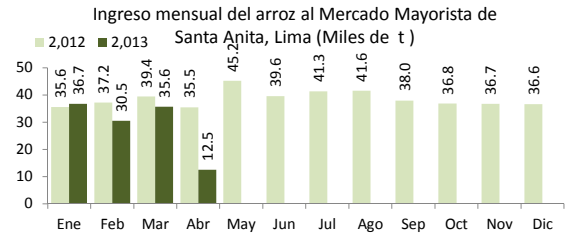
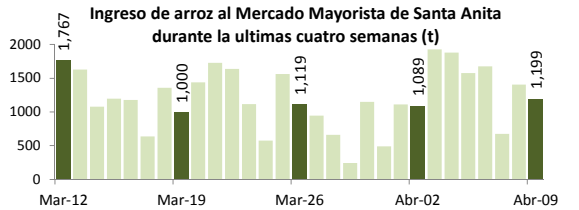
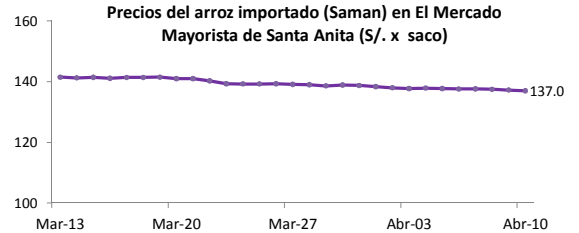
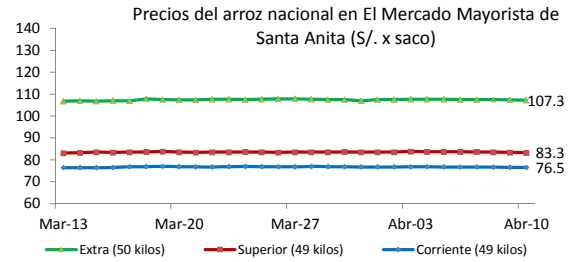
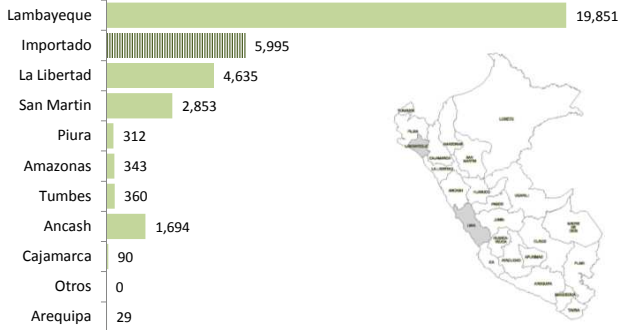
I MERCADO PRODUCTORES DE SANTA ANITA- LIMA



Precios del arroz según calidad (S/. por Unidad de medida)

| | Precio Promedio Ult 7 días | PRECIOS | | | Var. (%) |
|---------------------------|----------------------------|---------|--------|--------|----------|
| | | Lun-08 | Mar-09 | Mié-10 | |
| Arroz nacional | | | | | |
| Corriente (49 kilos) | 76.7 | 76.63 | 76.58 | 76.50 | -0.1% |
| Superior (49 kilos) | 83.6 | 83.50 | 83.38 | 83.25 | -0.2% |
| Sup.Despuntado (49 kilos) | 94.6 | 94.50 | 94.45 | 94.43 | 0.0% |
| Extra (50 kilos) | 107.6 | 107.50 | 107.38 | 107.25 | -0.1% |
| Arroz de Uruguay | | | | | |
| Saman (50 kilos) | 137.6 | 137.5 | 137.3 | 137.0 | -0.2% |

Ingreso de arroz al Mercado Productores de Santa Anita - Lima, según procedencia, últimos 30 días (t)



II PRECIOS DEL ARROZ EN LAMBAYEQUE

PRECIO DEL ARROZ EN EL MERCADO DE MOSHOQUEQUE

| | Últimos 7 días | | PRECIOS | | | |
|--------------------------------|----------------|---------------|-----------|------|--------------|------|
| | Precio Máximo | Precio Mínimo | Martes-09 | | Miércoles-10 | |
| Arroz nor oriental | | | | | | |
| Extra (50 kilos) | 93.0 | 86.0 | 87.0 | 88.5 | 85.0 | 87.0 |
| Despuntado (50 kilos) | 87.0 | 80.0 | 81.0 | 82.5 | 79.0 | 81.0 |
| Superior (50 kilos) | 81.0 | 74.0 | 75.0 | 76.5 | 73.0 | 75.0 |
| Arroz criollo o norteño | | | | | | |
| Extra (50 kilos) | 104.0 | 97.0 | 98.0 | 99.5 | 96.0 | 98.0 |
| Despuntado (50 kilos) | 99.0 | 93.0 | 94.0 | 95.5 | 92.0 | 94.0 |
| Superior (50 kilos) | 91.0 | 85.0 | 86.0 | 87.5 | 84.0 | 86.0 |

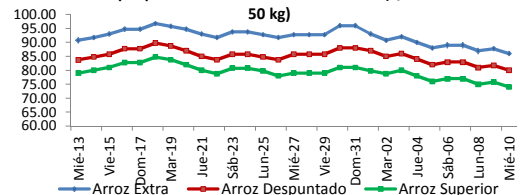
| | Precio Promedio Ult. 7 días | PRECIOS | | | Variación (%) |
|-------------------------------|-----------------------------|---------|--------|--------|---------------|
| | | Lun-08 | Mar-09 | Mié-10 | |
| De origen nor oriental | | | | | |
| Extra (50 kilos) | 89.0 | 87.0 | 87.8 | 86.0 | -2.0% |
| Despuntado (50 kilos) | 83.0 | 81.0 | 81.8 | 80.0 | -2.1% |
| Superior (50 kilos) | 77.0 | 75.0 | 75.8 | 74.0 | -2.3% |
| Criollo o norteño | | | | | |
| Extra (50 kilos) | 100.0 | 98.0 | 98.8 | 97.0 | -1.8% |
| Despuntado (50 kilos) | 95.8 | 94.0 | 94.8 | 93.0 | -1.8% |
| Superior (50 kilos) | 87.8 | 86.0 | 86.8 | 85.0 | -2.0% |

PRECIO DEL ARROZ EN MOLINOS

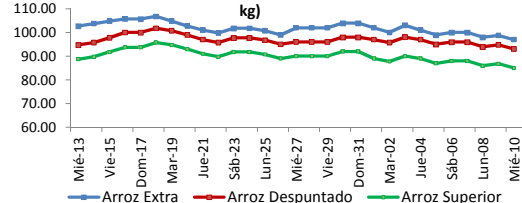
| | Últimos 7 días | | PRECIOS | | | |
|--------------------------------|----------------|---------------|-----------|------|--------------|------|
| | Precio Máximo | Precio Mínimo | Martes-09 | | Miércoles-10 | |
| Arroz nor oriental | | | | | | |
| Extra (50 kilos) | 89.0 | 82.0 | 83.0 | 85.0 | 81.0 | 83.0 |
| Despuntado (50 kilos) | 83.0 | 76.0 | 77.0 | 79.0 | 75.0 | 77.0 |
| Superior (50 kilos) | 77.0 | 70.0 | 71.0 | 73.0 | 69.0 | 71.0 |
| Arroz criollo o norteño | | | | | | |
| Extra (50 kilos) | 100.0 | 93.0 | 94.0 | 96.0 | 92.0 | 94.0 |
| Despuntado (50 kilos) | 95.0 | 89.0 | 90.0 | 92.0 | 88.0 | 90.0 |
| Superior (50 kilos) | 87.0 | 81.0 | 82.0 | 84.0 | 80.0 | 82.0 |



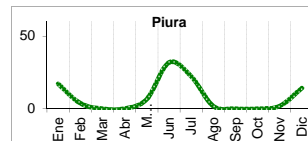
Moshoqueque: Precios del arroz nor oriental (S/.x Saco de 50 kg)



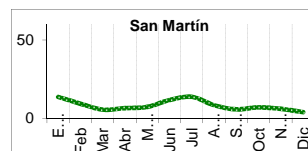
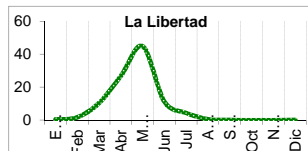
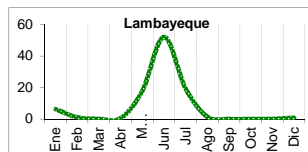
Moshoqueque: Precios del arroz criollo (S/.x Saco de 50 kg)



| | PILADO EN MOLINO (Nuevos Soles) | | | | | |
|----------------------|---------------------------------|------|----------------|------|----------------|------|
| | Extra | | Despuntado | | Superior | |
| | Min | Máx | Min | Máx | Min | Máx |
| LAMBAYEQUE | Saco de 50 kg. | | Saco de 50 kg. | | Saco de 50 kg. | |
| Nor Oriental | 81.0 | 83.0 | 75.0 | 77.0 | 69.0 | 71.0 |
| Norteño (Lambayeque) | 92.0 | 94.0 | 88.0 | 90.0 | 80.0 | 82.0 |



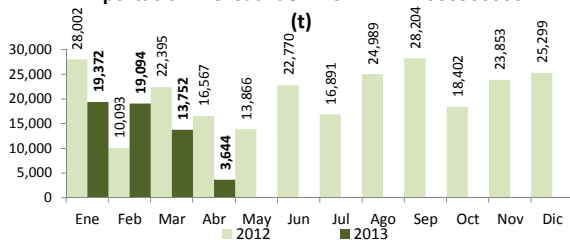
| | PILADO EN MOLINO (Nuevos Soles) | | | | | |
|--------------------------|---------------------------------|------|----------------|------|----------------|------|
| | Extra | | Superior | | Corriente | |
| | Min | Máx | Min | Máx | Min | Máx |
| SAN MARTIN | Saco de 50 kg. | | Saco de 50 kg. | | Saco de 50 kg. | |
| Rioja | ... | ... | ... | ... | ... | ... |
| Moyobamba | ... | ... | ... | ... | ... | ... |
| Bellavista | ... | ... | ... | ... | ... | ... |
| Tocache | ... | ... | ... | ... | ... | ... |
| CAJAMARCA | Saco de 50 kg. | | Saco de 50 kg. | | Saco de 50 kg. | |
| Jaen (Variedad Moro) | ... | ... | ... | ... | ... | ... |
| Jaen (Variedad Capirona) | ... | ... | ... | ... | ... | ... |
| TUMBES | kilogramo | | kilogramo | | Saco de 50 kgg | |
| Tumbes | ... | ... | ... | ... | ... | ... |
| LA LIBERTAD | Saco de 50 kg. | | Saco de 49 kg. | | Saco de 49 kg. | |
| Chepen | 80.0 | 83.0 | 68.0 | 75.0 | 60.0 | 60.0 |
| Pacasmayo | 90.0 | 90.0 | 78.0 | 82.0 | 68.0 | 70.0 |
| Gran Chimú | ... | ... | ... | ... | ... | ... |



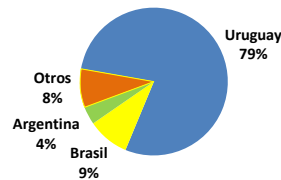
... Sin información

IV COMERCIO INTERNACIONAL

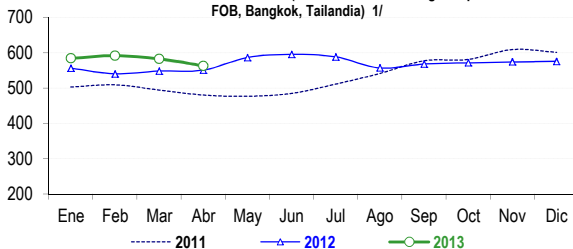
Importación mensual de Arroz. P.A.: 1006300000



Participación de la importación de arroz según origen. Periodo: (Enero - Abril del 2013)



Precios internacionales del arroz (Arroz elaborado 15% grano partido FOB, Bangkok, Tailandia) 1/



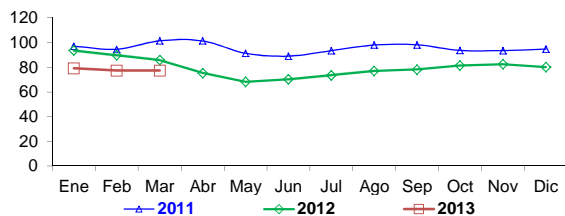
Precios internac. del arroz (Arroz elaborado, 15% grano partido FOB, Bangkok, Tailandia) US\$ / t

| | 2009 | 2010 | 2011 | 2012 | 2013 |
|------------|-------|-------|-------|-------|-------|
| Enero | 528.6 | 541.9 | 503.1 | 556.5 | 584.4 |
| Febrero | 542.6 | 522.3 | 509.3 | 540.6 | 592.0 |
| Marzo | 547.9 | 480.6 | 494.6 | 548.3 | 583.0 |
| Abril | 526.0 | 445.9 | 480.4 | 551.0 | 563.0 |
| Mayo | 495.5 | 422.4 | 476.9 | 586.5 | ... |
| Junio | 508.2 | 421.6 | 485.1 | 596.8 | ... |
| Julio | 513.3 | 422.4 | 511.4 | 588.6 | ... |
| Agosto | 496.1 | 430.8 | 541.5 | 557.0 | ... |
| Septiembre | 488.2 | 466.9 | 577.5 | 568.3 | ... |
| Octubre | 467.6 | 480.0 | 581.2 | 571.7 | ... |
| Noviembre | 475.8 | 491.1 | 609.4 | 574.3 | ... |
| Diciembre | 550.8 | 519.3 | 601.4 | 575.9 | ... |

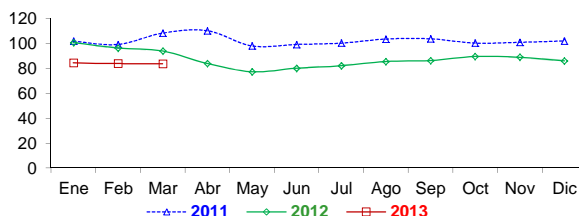
Fuente: Odepa con información de bolsas, Reuters y Mercado de Liniers. Elaboración: Ministerio de Agricultura - Oficina de Estudios Económicos y Estadísticos.

V INFORMACION MENSUAL DE PRECIOS EN EL MERCADO MAYORISTA DE SANTA ANITA 3/

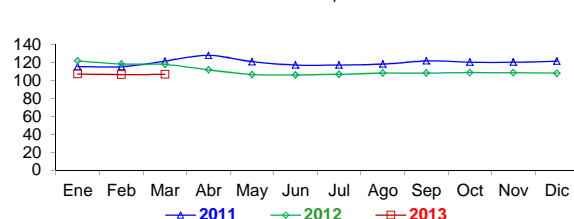
Precio del Arroz Corriente en el Mercado Mayorista de Santa Anita (S/. x Saco de 49 kilos)



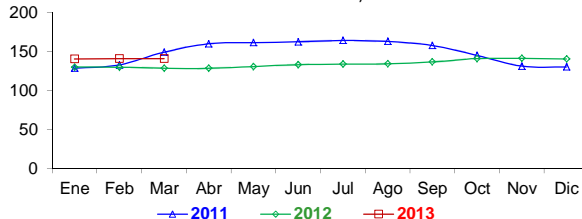
Precio del Arroz Superior en el Mercado Mayorista de Santa Anita (S/. x Saco de 49 kg)



Precio del Arroz Extra en el Mercado Mayorista de Santa Anita (S/. x Saco de 50 kilos)



Precio del Arroz Imp de Uruguay en el Mercado Mayorista de Santa Anita (S/. x Saco de 50 kilos)



Notas:

- 1/ Fuente: ODEPA
- 2/ Superintendencia Nacional de Administración Tributaria SUNAT
- 3/ Mercado Productores de Santa Anita -Lima