



MINISTERIO
DE AGRICULTURA
Y RIEGO

Boletín Estadístico de Medios de Producción Agropecuarias

Marzo 2016



Dirección General de Seguimiento y Evaluación de Políticas - DGESEP

Boletín Estadístico de
Medios de Producción
Agropecuarios

REPÚBLICA DEL PERÚ

Ollanta Moisés Humala Tasso

Presidente Constitucional del Perú

MINISTERIO DE AGRICULTURA Y RIEGO

Juan Manuel Benites Ramos

Ministro

VICEMINISTERIO DE POLÍTICAS AGRARIAS

César Sotomayor Calderón

Viceministro

Dirección General de Seguimiento y

Evaluación de Políticas

Christian Garay Torres

Director General

Dirección de Estadística Agraria

Manuel Eduardo Castro Larrea

Director

Autora:

Norberta Sihuas

Coordinador:

Percy Noblecilla

Diseño Digital:

Elva Castro Ballvé

Lima, 2016



Contenido

Cuadros

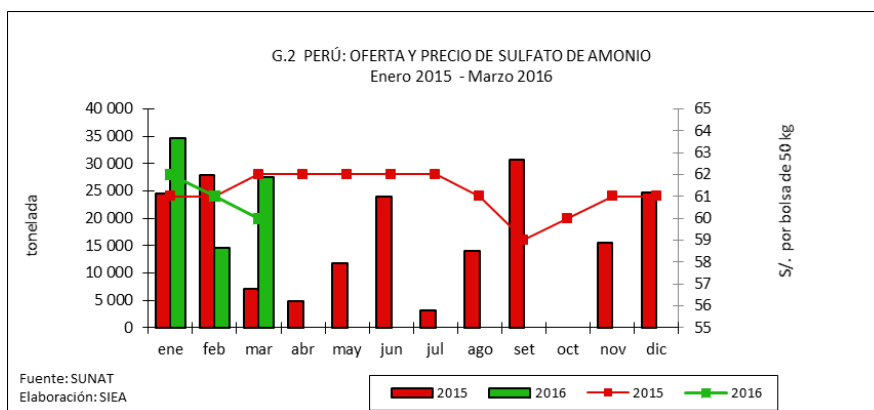
- C.1 PERÚ: DISPONIBILIDAD Y PRECIO DE VENTA DE SEMILLA MEJORADA EN ESTACIONES EXPERIMENTALES AGRARIAS POR REGIÓN SEGÚN CATEGORÍA, MARZO 2016*
- C.2 PERÚ: DISPONIBILIDAD DE SEMILLA MEJORADA EN ESTACIONES EXPERIMENTALES AGRARIAS POR CULTIVO, MARZO 2016*
- C.3 PERÚ: DISPONIBILIDAD Y PRECIO DE VENTA DE PLANTONES EN ESTACIONES EXPERIMENTALES AGRARIAS POR REGIÓN SEGÚN ESPECIE, MARZO 2016*
- C.4 PERÚ: DISPONIBILIDAD Y PRECIO DE VENTA DE REPRODUCTORES EN ESTACIONES EXPERIMENTALES AGRARIAS POR REGIÓN SEGÚN RAZA O LÍNEA, MARZO 2016*
- C.5 PERÚ: PRODUCCIÓN DE GUANO DE ISLA, ENERO 2015 - MARZO 2016*
- C.6 PERÚ: IMPORTACIÓN DE PRINCIPALES FERTILIZANTES POR PRODUCTO SEGÚN MES, ENERO 2015 - MARZO 2016*
- C.7 PERÚ: PRECIO DE VENTA MINORISTA DE FERTILIZANTES POR REGIÓN SEGÚN PRODUCTO, MARZO 2015/16*
- C.8 PERÚ: PRECIO DE VENTA MINORISTA DE ABONO ORGÁNICO POR REGIÓN, MARZO 2015/16*
- C.9 PERÚ: PRECIO DE VENTA MINORISTA DE PLAGUICIDAS AGRÍCOLAS POR PRODUCTO SEGÚN REGIÓN, MARZO 2015/16*
- C.10 PERÚ: PRECIO DE VENTA MINORISTA DE REGULADORES DE CRECIMIENTO, NUTRIENTES Y ADHERENTES FOLIARES POR PRODUCTO SEGÚN REGIÓN, MARZO 2015/16*
- C.11 PERÚ: PRECIO DEL JORNAL AGRÍCOLA POR REGIÓN SEGÚN MES, ENERO 2015 - MARZO 2016*
- C.12 PERÚ: PRECIO DE ALQUILER DE TRACTOR AGRÍCOLA POR REGIÓN SEGÚN MES, ENERO 2015 - MARZO 2016*
- C.13 PERÚ: PRECIO ALQUILER DE YUNTA POR REGIÓN SEGÚN MES, ENERO 2015 - MARZO 2016*



IMPORTACION DE FERTILIZANTES QUIMICOS¹

En el periodo enero - marzo 2016, se importaron 218 695 toneladas, cantidad inferior en 22% con respecto al mismo periodo del año anterior (281 047 t). Del total de importaciones, el 40,0% corresponde a urea para uso agrícola, 35,0% a sulfato de amonio, 11,4% de cloruro de potasio, 9,4% fosfato diamónico, 3,7% a sulfato de potasio y 0,3% a superfosfatos y sulfato de magnesio y potasio. No ingresó nitrato de amonio.

Estados Unidos 90.1% y China 9.9%. En el mes de Marzo del 2016, ingresaron 27 591 toneladas de Sulfato de Amonio superior en 293% con respecto al

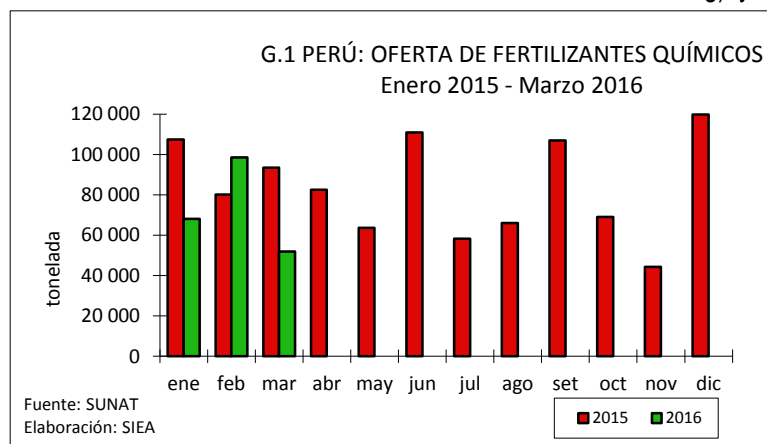


En marzo del año 2016, ingresó un total de 51 931 toneladas de fertilizantes químicos, cifra inferior en 44% con respecto al mismo mes del año 2015 (93 406 t). En dicho mes se registraron mayores ingresos en 53,1% de sulfato de amonio, 19,8% de urea, 17,2% de cloruro de potasio, 5,9% de sulfato de potasio, 3,7% de fosfato diamónico y 0,3% de sulfato de magnesio y potasio y superfosfato.

mismo mes del año anterior (7 014 t), este incremento generó que el precio unitario promedio CIF, baje de USD 153,3 a USD 121,9 la tonelada.

De igual forma, el precio al minorista en promedio nacional bajó de S/ 61 a S/ 60 la bolsa de 50 kilos.

Los precios más altos de sulfato de amonio, se registraron en las Regiones de Cusco S/. 82 (bolsa de 50 kg) y Madre de Dios S/ 71 (bolsa de 50 kg); mientras que los precios más bajos se observaron en Ica S/ 52 (bolsa de 50 kg) y Arequipa S/ 51 (bolsa de 50 kg).



Sulfato de Amonio

En el periodo Enero a marzo del 2016, se importaron 76 830 toneladas volumen superior en 29,5% con respecto al mismo periodo del año anterior (59 310 t), las principales fuentes de importaciones fueron:

Urea para uso Agrícola

En el periodo enero a marzo del 2016, se importaron 87 769 toneladas, masa inferior en 26% con respecto al mismo periodo del año anterior (118 728 t). Los principales países de origen de dichas importaciones fueron: Rusia 72%, China 21% Y Finlandia 7%. En el mes

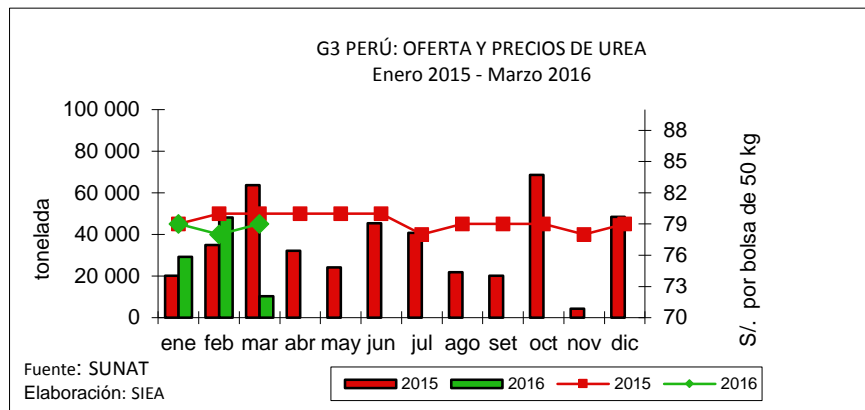
de marzo del 2016, ingresaron 10 314 toneladas de urea, inferior en 83% con respecto al mismo mes del año anterior (63 698 t). Sin embargo, el precio unitario promedio CIF, bajo su precio de USD 263,6 a 241,5 la tonelada.

¹ Urea, nitrato de amonio, sulfato de amonio, fosfato diamónico, cloruro de potasio, sulfato de potasio, sulfato de magnesio y potasio y superfosfatos.

Medios de Producción Agropecuarios

El precio al minorista en promedio nacional, experimentó un ligero incremento de S/ 78 a S/ 79 la bolsa de 50 kilos.

Los precios más altos de urea, se registraron en las Regiones de Loreto S/ 103 (bolsa de 50 kg) y Ucayali S/ 85 (bolsa de 50 kg); mientras que los precios más bajos se observaron en La Libertad S/. 67 (bolsa de 50 kg) y Lambayeque S/ 64 (bolsa de 50 kg).





C.1 PERÚ: DISPONIBILIDAD Y PRECIO DE VENTA DE SEMILLA MEJORADA EN ESTACIONES EXPERIMENTALES AGRARIAS POR REGIÓN SEGÚN CATEGORÍA, MARZO 2016

| Región/ ciudad | Especie | Cultivar | Categoría | kg | S/ x kg |
|---------------------------|--------------------|--|---------------------|-------------|---------|
| Arequipa/ Arequipa | Arroz | INIA 508 - Tinajones | Certificada | 6 920 | 3,00 |
| | Kiwicha | Oscar Blanco | No certificada | 990 | 12,00 |
| | Quinua | INIA 431 - Altiplano | Autorizada | 1 540 | 30,00 |
| | Quinua | INIA 431 - Altiplano | Básica | 510 | 80,00 |
| | Trigo | Gavilán | Autorizada | 650 | 4,00 |
| Cajamarca/ Baños del Inca | Avena | INIA 905 La Cajamarquina | Registrada | 349 | 4,50 |
| | Maíz | INIA 603 | Básica | 200 | 10,00 |
| | Maíz | INIA 603 | Certificada | 1119 | 8,00 |
| | Vicia | INIA 907 Caxamarca | No certificada | 755 | 7,00 |
| Cusco/ Wanchac | Cebada | Grigñon | Básica | 1 150 | 15,00 |
| | Cebada | INIA 411 San Cristobal | Básica | 948 | 15,00 |
| | Haba | INIA 409 Munay Angélica | Certificada | 40 | 13,00 |
| | Haba | INIA 421 Antoniana | Certificada | 30 | 13,00 |
| | Maíz | INIA 607 Ch'ecche Andenes | Certificada | 260 | 12,00 |
| | Maíz Amiláceo | Blanco Urubamba (PMV 560) | Básica | 400 | 24,93 |
| | Maíz Amiláceo | Blanco Urubamba (PMV 560) | Certificada | 270 | - |
| | Maíz Amiláceo | INIA 613 Amarillo Oro | Básica | 907 | 12,00 |
| | Maíz Amiláceo | INIA 613 Amarillo Oro | Certificada | 685 | - |
| | Maíz Amiláceo | INIA 615 Negro Canaán | Certificada | 1 240 | 12,00 |
| | Maíz Forrajero | INIA 617 Chuska | Certificada | 6 100 | 12,00 |
| | Quinua | Amarillo Maranganí | Básica | 478 | 120,00 |
| | Quinua | Blanca de Junín | Certificada | 170 | 50,00 |
| | Quinua | Blanca de Junín | Certificada | 1 082 | 50,00 |
| | Quinua | INIA 427 Amarilla Sacaca | Básica | 480 | 120,00 |
| | Trigo | INIA 405 San Isidro | Básica | 5 757 | 15,50 |
| | Trigo | INIA 405 San Isidro | Certificada | 8 329 | 5,02 |
| | Trigo | INIA 405 San Isidro | Registrada | 2 123 | 9,50 |
| | Triticale | INIA 906 Salka | Certificada | 720 | 3,50 |
| | Junín/ El Tambo | Avena | INIA 901 Mantaro 15 | Certificada | 1 919 |
| Haba | | INIA 429 Fortaleza | Básica | 1 840 | 7,00 |
| Quinua | | Hualhuas | Autorizada | 2 134 | 25,00 |
| Quinua | | Huancayo | Autorizada | 110 | 25,00 |
| Vicia | | Vicia Sativa | | 480 | 8,00 |
| Lambayeque/ Ferreñafe | Algodón | INIA 803 - Vista Florida | Registrada | 460 | 20,00 |
| | Algodón | INIA 803 - Vista Florida | Certificada | 2 312 | 15,00 |
| | Arroz | Capirona INIA | Registrada | 3 859 | - |
| | Arroz | INIA 502 Pitipo | Registrada | 2 960 | 10,47 |
| | Arroz | INIA 508 Tinajones | Registrada | 2 720 | 10,47 |
| | Arroz | INIA 509 La Esperanza | Registrada | 15 160 | - |
| | Arroz | INIA 510 Mallares | Registrada | 5 080 | 10,47 |
| | Arroz | IR - 43 | Registrada | 4 300 | 10,47 |
| | Frijol | Bayo Mochica - INIA | Registrada | 713 | - |
| | Frijol Caupi | INIA 432 - vaine verde | Registrada | 1 159 | 7,00 |
| | Frijol Caupi | INIA 432 - vaine verde | Certificada | 3 939 | 7,00 |
| | Maiz Amarillo Duro | INIA 617 Chuska | Registrada | 798 | 8,00 |
| | Maiz Amarillo Duro | Linea 2410 Parental del Híbrido INIA 605 | | 148 | 100,00 |
| | Maiz Amarillo Duro | Linea 287 Parental del Híbrido INIA | | 11 360 | 100,00 |
| | Maiz Amarillo Duro | Linea 297 Parental del Híbrido INIA | | 329 | 100,00 |
| | Maiz Amarillo Duro | Linea 451 Parental del Híbrido INIA | | 3 874 | 100,00 |
| Maiz Amarillo Duro | Marginal | | 2 525 | 8,00 | |
| Lima/ Huaral | Maíz Amarillo Duro | INIA 605 | No Certificada | 18 000 | 12,50 |
| Loreto/ San Juan Bautista | Arroz | INIA 505 - Ecoarroz | Básica | 21 | 5,00 |
| | Arroz | INIA 505 - Ecoarroz | Registrada | 21 | 4,00 |
| | Arroz | INIA 506 - JAR 1 | Básica | 21 | 5,00 |
| | Arroz | INIA 506 - JAR 1 | Registrada | 21 | 4,00 |
| | Maíz Amarillo Duro | INIA 612 - MASELBA | Básica | 21 | 5,00 |



Boletín Estadístico de

Medios de Producción Agropecuarios

| Región/ ciudad | Especie | Cultivar | Categoría | kg | S/ x kg |
|--------------------|----------------------|---------------------------------------|----------------|------------|---------|
| Puno/ Puno | Avena | INIA 902 - Africana | Certificada | 4 118 | 4,00 |
| | Avena | INIA 902 - Africana | Básica | 1 000 | 8,00 |
| | Avena | INIA 904 - Vilcanota I | Certificada | 1 350 | 3,00 |
| | Avena | INIA 904 - Vilcanota I | Básica | 2 706 | 8,00 |
| | Avena | Tayko | Certificada | 3 825 | 4,00 |
| | Avena | Tayko | Básica | 850 | 8,00 |
| | Cañihua | Cupi | No certificada | 3 243 | 6,00 |
| | Cañihua | Illpa INIA | No certificada | 1 716 | 6,00 |
| | Haba | INIA 423 BLANCA GIGANTE Yunguyo (1ra) | Certificada | 579 | 6,00 |
| | Haba | INIA 423 BLANCA GIGANTE Yunguyo (2da) | Certificada | 550 | 6,00 |
| | Haba | INIA 423 BLANCA GIGANTE Yunguyo(3ra) | Certificada | 950 | 6,00 |
| | Haba | INIA 423 BLANCA GIGANTE Yunguyo(1ra) | No Certificada | 23 | 6,00 |
| | Haba | INIA 423 BLANCA GIGANTE Yunguyo(2da) | No Certificada | 489 | 6,00 |
| | Haba | INIA 423 BLANCA GIGANTE Yunguyo(3ra) | No Certificada | 484 | 6,00 |
| | Quinua | Blanca de yuli | Autorizada | 4 086 | 20,00 |
| | Quinua | Illpa INIA | Autorizada | 1 938 | 20,00 |
| | Quinua | INIA 415 - Pasankalla | Básica | 193 | 80,00 |
| | Quinua | INIA 420 Negra Collana | Básica | 398 | 80,00 |
| | Quinua | INIA 420 Negra Collana | Autorizada | 6 916 | 20,00 |
| | Quinua | INIA 431 Altiplano | Certificada | 5 797 | 25,00 |
| | Quinua | INIA 431 Altiplano | Registrada | 778 | 70,00 |
| | Quinua | INIA 431 Altiplano | Básica | 235 | 80,00 |
| | Quinua | Kankolla | Autorizada | 2 814 | 20,00 |
| | Quinua | Salcedo INIA | Registrada | 1 542 | 70,00 |
| | Quinua | Salcedo INIA | Autorizada | 949 | 20,00 |
| | Quinua | Salcedo INIA | Certificada | 27 385 | 25,00 |
| | San Martín/ Tarapoto | Arroz | Capirona INIA | Registrada | 280 |
| Arroz | | Capirona INIA | Certificada | 80 | 2,50 |
| Arroz | | INIA 507 - La Conquista | Registrada | 2 240 | 10,47 |
| Arroz | | INIA 509 - La Esperanza | Certificada | 7 500 | 2,50 |
| Arroz | | INIA 509 - La Esperanza | Registrada | 3 200 | 10,47 |
| Arroz | | INIA 511 "La Victoria" | Registrada | 5 680 | 10,47 |
| Arroz | | INIA 512 "Santa Clara" | Registrada | 4 800 | 10,47 |
| Maíz Amarillo Duro | | Marginal 28 T | Registrada | 1 000 | 7,00 |

Fuente: INIA, Estaciones Experimentales Agrarias.



**C.2 PERÚ: DISPONIBILIDAD DE SEMILLA MEJORADA EN ESTACIONES EXPERIMENTALES
AGRARIAS POR CULTIVO, MARZO 2016**

| Cultivo | Disponibilidad (kg) | Requerimiento (kg/ha) | Cobertura (ha) |
|--------------------|---------------------|-----------------------|----------------|
| Algodón | 2772 | 12 | 231 |
| Arroz | 65 863 | 75 | 878 |
| Avena | 16117 | 120 | 134 |
| Cebada | 2 098 | 100 | 21 |
| Frijol | 5811 | 60 | 97 |
| Haba | 4985 | 65 | 77 |
| Kiwicha | 990 | 5 | 198 |
| Maíz Amarillo Duro | 20055 | 25 | 802 |
| Maíz Amiláceo | 4821 | 60 | 80 |
| Maíz forrajero | 6 100 | 40 | 153 |
| Quinua | 59535 | 8 | 7 442 |
| Trigo | 16 859 | 140 | 120 |

Fuente: INIA, Estaciones Experimentales Agrarias



Medios de Producción Agropecuarios

C.3 PERÚ: DISPONIBILIDAD Y PRECIO DE VENTA DE PLANTONES EN ESTACIONES EXPERIMENTALES AGRARIAS POR REGIÓN SEGÚN ESPECIE, MARZO 2016

| Región/ ciudad | Especie | Cultivar | Método de propagación | Unidades | S/. x kg |
|-------------------------------|------------------|-------------------|-----------------------|----------|----------|
| Ayacucho | Palto | Hass | Injerto | 119 | 5,00 |
| | Palto | Fuerte | Injerto | 180 | 5,00 |
| Cusco | Chirimoyo | Selección Andenes | Injerto | 380 | 6,00 |
| | Durazno | Huayco Rojo | Injerto | 770 | 6,00 |
| | Granadilla | Selección Andenes | Injerto | 1780 | 2,00 |
| | Lúcumo | Beltrán | Injerto | 410 | 6,00 |
| | Palto | Fuerte | Injerto | 220 | 6,00 |
| Junín/El Tambo | Capuli | - | Plántulas | 92 | 3,00 |
| | Ciruelos | Imperial | Injerto | 5 | 6,00 |
| | Durazno | Huayco Amarillo | Injerto | 5 | 6,00 |
| | Durazno | Florida 39 | Injerto | 5 | 6,00 |
| | Layan Sauco | - | Estaca | 80 | 3,00 |
| | Manzano | California | Injerto | 3 | 6,00 |
| | Manzano | Ana de Israel | Injerto | 2 | 6,00 |
| | Peral | Gigante de Yucay | Injerto | 5 | 6,00 |
| | Peral | Victoria | Injerto | 5 | 6,00 |
| | Peral | Peckham's | Injerto | 3 | 6,00 |
| Lima/ Huaral | Peral | Agua | Injerto | 4 | 6,00 |
| | Fresa | Tajo | Plántulas | 5 000 | 0,25 |
| | Fresa | Chandler | Plántulas | 5 000 | 0,25 |
| | Limonero | Tahiti | Injerto | 57 | 6,00 |
| | Mandarino | Cleopatra | Patrón | 1 807 | 2,00 |
| | Mango | Cambodiano | Patrón | 267 | 2,00 |
| | Mango | Edward | Injerto | 20 | 6,00 |
| | Melocotonero | Okinawa | Patrón | 137 | 1,80 |
| | Naranja | Washington | Injerto | 288 | 6,00 |
| | Palto | Duke | Patrón | 3 212 | 4,00 |
| Lima Metropolitana/ La Molina | Palto | Fuerte | Injerto | 121 | 10,00 |
| | Palto | Hass | Injerto | 451 | 10,00 |
| | Chirimoyo | Criollo | Patrón | 100 | 6,00 |
| | Granadilla | Criollo | Patrón | 100 | 6,00 |
| | Lúcumo | Seda | Injerto | 200 | 12,00 |
| | Mango | Kent | Injerto | 50 | 12,00 |
| | Maracuya | Amarillo | Patrón | 20 | 6,00 |
| San Martín | Palto | Duke | Patrón | 200 | 6,00 |
| | Palto | Fuerte | Injerto | 100 | 12,00 |
| | Especie Forestal | Caoba | Plántulas | 2 500 | 1,50 |
| Ucayali/ Pucallpa | Especie Forestal | Marupa | Plántulas | 2 200 | 1,00 |
| | Especie Forestal | Cedro | Plántulas | 1 500 | 1,50 |
| | Cacao | Cacao | Semilla | 4 932 | 2,50 |
| | Capirona | Capirona | Semilla | 133 | 2,00 |
| | Guaba | Guaba | Semilla | 700 | 2,50 |
| | Limonero | Sutil | Injerto | 196 | 4,50 |
| | Mandarina | San Martín | Injerto | 52 | 4,50 |
| | Mango | Kent | Injerto | 135 | 4,50 |
| | Mango | Haden | Injerto | 352 | 4,50 |
| | Mangostino | Mangostino | Semilla | 307 | 2,50 |
| | Naranja | Valencia | Injerto | 428 | 4,50 |
| | Naranja | Tangelo | Injerto | 207 | 4,50 |

Fuente: INIA, Estaciones Experimentales Agrarias.



Medios de Producción Agropecuarios

C.4 PERÚ: DISPONIBILIDAD Y PRECIO DE VENTA DE REPRODUCTORES EN ESTACIONES EXPERIMENTALES AGRARIAS POR REGIÓN SEGÚN RAZA O LÍNEA, MARZO 2016

| Región/ ciudad | Especie | Raza o línea | Categoría | N° machos | N° hembras | S/. x unidad |
|-------------------------------|----------|---------------------------|------------------------|-----------|------------|--------------|
| Ayacucho/ Huamanga | Cuy | Andina | Reproductores | 105 | 109 | 25,00 |
| | Cuy | Inti | Reproductores | 90 | 125 | 25,00 |
| | Cuy | Perú | Reproductores | 153 | 128 | 25,00 |
| Lambayeque/ Ferreñafe | Cuy | Andina | | 6 | 2 | 25,00 |
| | Cuy | Inti | | 3 | 3 | 25,00 |
| | Cuy | Peru | | 20 | 10 | 25,00 |
| | Ovinos | Black Belly | | 5 | 2 | 150,00 |
| | Patos | Criollo mejorado | | 5 | 3 | 25,00 |
| Lima/ Huaral | Ovinos | Black Belly - Canela | Reproductores | 2 | 0 | 300,00 |
| Lima Metropolitana/ La Molina | Cuy | Mejorados | Clase | 444 | 180 | 30,00 |
| San Martín/ Tarapoto | Bovinos | Brown Swiss x Gyr Lechero | Torete / Vaquilla | 4 | 4 | 3 000,00 |
| | Gorrinos | Landrace - Yorkshire | Gorrino / Gorrina | 4 | 7 | 13,00 |
| | Ovinos | Pelibuey x Black Belly | Carnerillo / Borreguil | 2 | 10 | 300,00 |
| | Porcinos | Landrace - Yorkshire | Gorrino / Gorrina | 14 | 9 | 325,00 |

Fuente: INIA, Estaciones Experimentales Agrarias.

**C.5 PERÚ: PRODUCCIÓN DE GUANO DE ISLA, ENERO 2015 - MARZO 2016**
(Tonelada)

| Año | Total | Ene | Feb | Mar | Abr | May | Jun | Jul | Ago | Set | Oct | Nov | Dic |
|-------------|--------------|--------------|--------------|--------------|-----|-----|-------|-------|-------|-------|-------|-------|-------|
| 2015 | 20 276 | 2 289 | 158 | 0 | 0 | 193 | 1 030 | 1 228 | 1 910 | 2 626 | 4 184 | 3 915 | 2 743 |
| 2016 | 8 570 | 3 791 | 2 970 | 1 809 | | | | | | | | | |

Fuente: AGRORURAL



C.6 PERÚ: IMPORTACIÓN DE PRINCIPALES FERTILIZANTES POR PRODUCTO SEGÚN MES, ENERO 2015 - MARZO 2016 (Toneladas)

| Fertilizantes | Año | Ene-mar | Ene | Feb | Mar | Abr | May | Jun | Jul | Ago | Set | Oct | Nov | Dic |
|----------------------------------|-------------------------|----------------|---------------|---------------|---------------|--------|--------|---------|--------|--------|---------|--------|--------|---------|
| Total | 2015 | 281 047 | 107 454 | 80 188 | 93 406 | 82 564 | 63 602 | 110 816 | 58 324 | 66 018 | 106 905 | 68 972 | 44 188 | 119 693 |
| | 2016^P | 218 695 | 68 094 | 98 671 | 51 931 | | | | | | | | | |
| Cloruro de potasio, uso agrícola | 2015 | 37 309 | 19 614 | 8 985 | 8 710 | 11 939 | 1 108 | 13 300 | -- | 13 031 | 26 926 | -- | 4 049 | 0 |
| | 2016 | 25 021 | 0 | 16 112 | 8 909 | | | | | | | | | |
| Fosfato di amónico | 2015 | 40 125 | 29 358 | 429 | 10 338 | 0 | 15 254 | 23 797 | 8 429 | 11 103 | 26 141 | -- | 14 253 | 30 798 |
| | 2016 | 20 531 | 1 983 | 16 568 | 1 980 | | | | | | | | | |
| Nitrato de amonio, uso agrícola | 2015 | 10 887 | 10 887 | -- | -- | 30 706 | 8 979 | -- | -- | -- | -- | -- | -- | -- |
| | 2016 | 0 | 0 | 0 | 0 | | | | | | | | | |
| Sulfato de amonio | 2015 | 59 310 | 24 431 | 27 865 | 7 014 | 4 752 | 11 672 | 23 959 | 3 142 | 14 057 | 30 690 | 0 | 15 408 | 24 740 |
| | 2016 | 76 830 | 34 702 | 14 538 | 27 591 | | | | | | | | | |
| Sulfato de potasio | 2015 | 14 145 | 3 008 | 7 613 | 3 525 | 2 861 | 2 044 | 4 423 | 5 406 | 1 239 | 2 984 | 286 | 6 115 | 1 459 |
| | 2016 | 8 193 | 1 860 | 3 276 | 3 057 | | | | | | | | | |
| Superfosfatos | 2015 | 529 | 0 | 407 | 122 | 237 | 420 | 4 | 547 | 270 | 0 | 165 | 0 | 0 |
| | 2016 | 240 | 216 | 0 | 25 | | | | | | | | | |
| Sulfato de magnesio y potasio | 2015 | 14 | 14 | 0 | 0 | 0 | 0 | 0 | 0 | 4 526 | 0 | 0 | 0 | 14 285 |
| | 2016 | 111 | 0 | 55 | 55 | | | | | | | | | |
| Urea para uso agrícola | 2015 | 118 728 | 20 143 | 34 888 | 63 698 | 32 069 | 24 125 | 45 334 | 40 801 | 21 792 | 20 164 | 68 521 | 4 363 | 48 411 |
| | 2016 | 87 769 | 29 335 | 48 121 | 10 314 | | | | | | | | | |

^P Provisional

Fuente: Superintendencia Nacional de Administración Tributaria - SUNAT



C.7 PERÚ: PRECIO DE VENTA MINORISTA DE FERTILIZANTES POR REGIÓN SEGÚN PRODUCTO, MARZO 2015/16

(Soles por tonelada)

| Región | Año | Abono comp. 12-12-12 | Abono comp. 15-15-15 | Abono comp. 20-20-20 | Cloruro de potasio | Fosfato di amónico | Nitrato de amonio | Roca Fosfórica | Sulfato de amonio | Superf. de Ca triple | Sulfato de potasio | Sulf. de Mg y K | Urea |
|--------------------|------|----------------------|----------------------|----------------------|--------------------|--------------------|-------------------|----------------|-------------------|----------------------|--------------------|-----------------|-------|
| Nacional | 2015 | 2 074 | 2 048 | 2 059 | 1 907 | 2 063 | 1 642 | 852 | 1 232 | 2 189 | 3 015 | 1 984 | 1 607 |
| | 2016 | 2 043 | 2 202 | 2 077 | 1 980 | 2 145 | 1 679 | 1 024 | 1 199 | 2 251 | 2 988 | 2 308 | 1 581 |
| Amazonas | 2015 | 2 010 | 2 150 | 1 947 | 2 097 | 2 087 | 1 750 | 680 | 825 | 2 323 | 3 250 | 2 127 | 1 703 |
| | 2016 | 2 145 | 2 225 | 2 137 | 2 006 | 2 227 | 1 850 | 1 064 | 841 | 2 200 | 3 198 | 2 090 | 1 729 |
| Ancash | 2015 | 1 882 | 1 925 | 2 013 | 1 880 | 1 993 | 1 535 | - | 1 402 | 1 884 | 2 355 | 1 896 | 1 588 |
| | 2016 | 1 987 | 1 960 | 1 815 | 1 979 | 2 051 | 1 609 | 688 | 1 375 | 1 950 | 2 767 | 1 983 | 1 612 |
| Apurímac | 2015 | 2 060 | 2 236 | 2 127 | 1 902 | 2 077 | 1 807 | 900 | - | 2 266 | - | - | 1 761 |
| | 2016 | 2 285 | 2 550 | 2 336 | 2 109 | 2 167 | 2 084 | - | - | 2 261 | 1 827 | - | 1 974 |
| Arequipa | 2015 | 1 740 | 1 747 | 1 914 | 1 675 | 1 847 | 1 355 | - | 1 067 | 1 960 | 3 066 | 1 913 | 1 394 |
| | 2016 | 1 740 | - | 1 921 | 1 670 | 1 971 | 1 509 | 2 327 | 1 027 | 1 990 | 3 038 | 2 181 | 1 400 |
| Ayacucho | 2015 | 2 280 | 2 260 | 1 942 | 1 839 | 2 052 | 1 873 | 1 190 | - | 2 438 | 2 893 | - | 1 889 |
| | 2016 | 2 230 | 2 280 | 1 997 | 1 864 | 2 080 | 1 880 | - | - | 2 426 | 2 927 | 2 300 | 1 916 |
| Cajamarca | 2015 | 1 962 | 1 980 | 1 929 | 1 905 | 2 042 | 1 812 | - | 1 116 | 2 019 | 2 600 | 1 653 | 1 598 |
| | 2016 | 1 900 | - | 1 953 | 1 987 | 2 093 | 1 860 | 1 195 | 1 280 | 2 113 | 2 487 | 2 220 | 1 487 |
| Cusco | 2015 | - | 2 080 | 2 060 | 1 911 | 2 055 | 1 646 | 965 | 1 366 | 2 229 | 3 427 | 1 947 | 1 613 |
| | 2016 | 2 340 | 2 192 | 2 141 | 1 993 | 2 199 | 1 659 | 700 | 1 647 | 2 450 | 3 680 | 2 500 | 1 624 |
| Huancavelica | 2015 | 2 153 | 2 214 | 2 186 | 1 989 | 2 140 | 1 697 | 1 110 | - | - | - | - | 1 714 |
| | 2016 | 2 175 | 2 197 | 2 175 | 1 927 | 2 026 | 1 702 | 1 095 | - | - | 2 600 | - | 1 699 |
| Huánuco | 2015 | 1 929 | 1 863 | 2 010 | 1 890 | 2 074 | 1 759 | 780 | 1 795 | 2 059 | 3 124 | 2 010 | 1 667 |
| | 2016 | 2 060 | 2 040 | 2 082 | 1 913 | 2 139 | 1 732 | 1 050 | 1 365 | 2 208 | 3 019 | 2 361 | 1 666 |
| Ica | 2015 | - | - | 1 912 | 1 755 | 1 913 | 1 469 | - | 932 | - | 3 276 | 2 106 | 1 342 |
| | 2016 | 2 107 | - | 2 113 | 1 880 | 2 151 | 1 536 | 870 | 1 032 | - | 3 313 | 2 347 | 1 403 |
| Junín | 2015 | - | 1 890 | 1 921 | 1 640 | 1 937 | 1 504 | 690 | - | - | 3 253 | 2 041 | 1 471 |
| | 2016 | 1 975 | 1 810 | 2 043 | 1 758 | 2 082 | 1 513 | - | 1 805 | 2 080 | 3 246 | 2 154 | 1 462 |
| La Libertad | 2015 | - | 1 890 | 1 921 | 1 640 | 1 937 | 1 504 | 690 | - | - | 3 253 | 2 041 | 1 471 |
| | 2016 | - | - | 1 972 | 1 691 | 1 997 | 1 386 | 725 | 853 | 2 120 | 3 163 | 2 104 | 1 342 |
| Lambayeque | 2015 | - | 1 890 | 1 921 | 1 640 | 1 937 | 1 504 | 690 | - | - | 3 253 | 2 041 | 1 471 |
| | 2016 | 1 887 | 1 856 | 1 845 | 1 848 | 1 962 | 1 426 | - | 841 | - | 3 119 | 2 068 | 1 287 |
| Lima | 2015 | - | - | 1 938 | 1 711 | 1 961 | 1 458 | - | 1 069 | 2 007 | 3 073 | 1 953 | 1 375 |
| | 2016 | - | - | 2 038 | 1 727 | 2 054 | 1 462 | - | 1 119 | 2 105 | 3 348 | 2 262 | 1 382 |
| Lima Metropolitana | 2015 | - | - | 1 947 | 1 809 | 1 962 | 1 447 | 580 | 1 076 | 2 290 | 3 207 | - | 1 376 |
| | 2016 | - | - | 1 960 | 1 824 | 2 069 | 1 438 | - | 1 093 | 2 297 | 3 311 | 2 350 | 1 387 |
| Loreto | 2015 | 2 700 | 2 400 | 2 825 | 2 950 | 2 843 | 2 460 | - | 1 770 | 3 010 | 3 100 | - | 2 483 |
| | 2016 | - | 2 850 | 2 708 | 2 856 | 2 690 | 2 100 | 580 | 2 040 | 2 820 | 2 400 | 2 830 | 2 054 |
| Madre de Dios | 2015 | - | - | 2 377 | 2 290 | 2 471 | ... | 1 445 | 1 569 | 2 497 | - | - | 1 995 |
| | 2016 | - | - | 2 351 | 2 020 | 2 358 | 1 957 | 1 675 | 1 426 | 2 500 | 3 657 | 2 488 | 1 848 |
| Moquegua | 2015 | - | - | 1 910 | 1 900 | 1 920 | 1 487 | - | 1 400 | - | 3 287 | 2 100 | 1 467 |
| | 2016 | - | - | 1 950 | 1 900 | 2 013 | 1 457 | 1 406 | 1 187 | - | 2 687 | 2 280 | 1 473 |
| Pasco | 2015 | 1 855 | 2 115 | 2 062 | 1 847 | 2 096 | 1 828 | 870 | 1 375 | 2 137 | 2 683 | 2 153 | 1 686 |
| | 2016 | 1 867 | 2 260 | 2 096 | 1 836 | 2 125 | 1 800 | - | 1 162 | 2 165 | 3 360 | 2 285 | 1 688 |
| Piura | 2015 | 2 020 | 1 900 | 2 102 | 1 787 | 1 943 | 1 418 | 603 | 824 | 2 040 | 2 902 | 1 853 | 1 380 |
| | 2016 | - | - | 2 096 | 1 782 | 2 032 | 1 450 | 927 | 905 | 2 093 | 3 263 | 2 152 | 1 339 |
| Puno | 2015 | - | 1 880 | 2 096 | 1 986 | 2 142 | 1 653 | 950 | - | 2 050 | - | - | 1 749 |
| | 2016 | - | - | 1 880 | 2 060 | 2 018 | 1 770 | 591 | - | 2 200 | - | - | 1 526 |
| San Martín | 2015 | - | - | 2 140 | 1 920 | 2 200 | 1 700 | 740 | 1 040 | 2 060 | 3 260 | - | 1 520 |
| | 2016 | - | - | 2 220 | 1 860 | 2 140 | 1 820 | 1 160 | 1 000 | 2 180 | 2 280 | - | 1 480 |
| Tacna | 2015 | - | - | 1 920 | 1 800 | 1 880 | 1 500 | - | 1 460 | 1 840 | - | - | 1 420 |
| | 2016 | 1 900 | - | 1 960 | 2 620 | 2 420 | 1 580 | 660 | 1 160 | - | 3 000 | - | 1 480 |
| Tumbes | 2015 | - | - | 2 215 | 2 050 | 1 960 | 1 600 | - | 1 160 | 2 233 | 2 240 | 1 920 | 1 363 |
| | 2016 | - | - | 2 145 | 2 160 | 2 130 | 1 640 | - | 1 000 | - | 3 435 | - | 1 565 |
| Ucayali | 2015 | 2 300 | 2 400 | 2 147 | 1 853 | 2 115 | - | 753 | 927 | 2 250 | 2 800 | - | 1 680 |
| | 2016 | - | - | 1 998 | 2 239 | 2 439 | 1 750 | 700 | 1 030 | 2 607 | 2 593 | 2 895 | 1 693 |

Fuente: SIEA



Medios de Producción Agropecuarios

C.8 PERÚ: PRECIO DE VENTA MINORISTA DE ABONO ORGÁNICO POR REGIÓN, MARZO 201 (Soles por tonelada)

| Región | Año | Guano de Isla | Gallinaza | Humus de Lombriz |
|--------------------|-------------|---------------|------------|------------------|
| Nacional | 2015 | 1 215 | 419 | 656 |
| | 2016 | 1 228 | 466 | 639 |
| Amazonas | 2015 | 1 164 | 440 | 750 |
| | 2016 | 1 180 | 575 | 650 |
| Ancash | 2015 | - | 447 | 650 |
| | 2016 | 1 050 | 625 | 600 |
| Apurímac | 2015 | 1 098 | 423 | - |
| | 2016 | 1 090 | - | - |
| Arequipa | 2015 | 1 563 | 460 | - |
| | 2016 | 1 233 | 460 | - |
| Ayacucho | 2015 | 1 405 | 394 | - |
| | 2016 | 1 450 | 391 | - |
| Cajamarca | 2015 | 1 298 | 420 | 780 |
| | 2016 | 1 313 | 380 | 490 |
| Cusco | 2015 | 1 200 | - | - |
| | 2016 | 1 000 | 540 | 640 |
| Huancavelica | 2015 | 1 217 | 345 | - |
| | 2016 | 1 186 | 307 | - |
| Huánuco | 2015 | 1 313 | 337 | - |
| | 2016 | 1 251 | 297 | - |
| Ica | 2015 | - | - | - |
| | 2016 | - | - | - |
| Junín | 2015 | - | - | - |
| | 2016 | 1 300 | 515 | - |
| La Libertad | 2015 | - | - | - |
| | 2016 | 1 238 | 530 | 428 |
| Lambayeque | 2015 | - | - | - |
| | 2016 | 1 010 | - | - |
| Lima | 2015 | 1 040 | - | 640 |
| | 2016 | 1 040 | - | 840 |
| Lima Metropolitana | 2015 | - | - | - |
| | 2016 | - | - | - |
| Loreto | 2015 | - | 530 | - |
| | 2016 | - | 560 | - |
| Madre de Dios | 2015 | 1 280 | - | - |
| | 2016 | 1 251 | - | - |
| Moquegua | 2015 | - | - | 793 |
| | 2016 | - | - | 900 |
| Pasco | 2015 | 1 050 | 395 | 500 |
| | 2016 | 1 600 | 407 | 500 |
| Piura | 2015 | 1 270 | - | 375 |
| | 2016 | 1 315 | - | 440 |
| Puno | 2015 | 1 000 | 340 | - |
| | 2016 | 1 029 | - | - |
| San Martín | 2015 | 1 220 | - | - |
| | 2016 | 1 260 | - | - |
| Tacna | 2015 | 1 100 | - | 720 |
| | 2016 | 1 400 | - | 900 |
| Tumbes | 2015 | - | - | - |
| | 2016 | - | - | - |
| Ucayali | 2015 | 1 227 | 500 | 700 |
| | 2016 | 1 356 | - | - |

Fuente: SIEA



C.9 PERÚ: PRECIO DE VENTA MINORISTA DE PLAGUICIDAS AGRÍCOLAS POR PRODUCTO SEGÚN REGIÓN, MARZO 2015/16
(Soles por unidad de medida)

| Producto | Unidad de medida | Año | A m a z o n a s | A n c a s h | A p u r í m a c | A r e q u i p a | A y a c u c h o | C a j a m a r c a | C u s c o | H u a n c a v e l i c a | H u á n u c o | I c a | J u n í n | L a L i b e r t a d |
|-----------------------|------------------|------|--------------------------------------|----------------------------|--------------------------------------|--------------------------------------|--------------------------------------|---|-----------------------|--|---------------------------------|-------------|-----------------------|--|
| ACARICIDAS | | | | | | | | | | | | | | |
| Kenyo | 500 ml | 2015 | - | - | - | 95 | - | - | 93 | - | 98 | - | - | 95 |
| | | 2016 | - | - | - | 95 | - | 150 | - | - | 98 | 89 | - | 104 |
| Vertimec 1.8% EC | 250 ml | 2015 | - | 91 | - | - | - | - | 120 | - | 100 | 95 | - | - |
| | | 2016 | - | - | 71 | 148 | - | - | - | - | 72 | 100 | - | 118 |
| FUNGICIDAS | | | | | | | | | | | | | | |
| Curzate M8 | kg | 2015 | - | 64 | 67 | 74 | 69 | 68 | 71 | 87 | - | 61 | 68 | 65 |
| | | 2016 | - | - | 77 | 73 | 71 | 67 | 70 | 85 | 60 | 67 | 67 | 66 |
| Manzate 200 | kg | 2015 | - | 32 | 41 | 31 | 46 | 37 | 49 | 45 | 40 | 26 | 32 | 35 |
| | | 2016 | - | - | - | 31 | 48 | 27 | 44 | 45 | 53 | 26 | - | 33 |
| Kumulus DF | kg | 2015 | - | - | - | 19 | 30 | 25 | - | 28 | 17 | 19 | 18 | 20 |
| | | 2016 | 24 | - | 30 | 21 | 32 | 19 | 50 | 31 | 22 | 18 | 20 | 21 |
| Cercobim -M | kg | 2015 | - | - | 130 | - | - | 150 | - | - | - | 135 | - | 143 |
| | | 2016 | - | - | - | 148 | - | - | - | 90 | - | 169 | - | 163 |
| Antracol 70% PM | kg | 2015 | 35 | - | 47 | 42 | 45 | 41 | 52 | 50 | 42 | 37 | 41 | 41 |
| | | 2016 | 43 | - | 54 | 43 | 50 | 43 | 56 | 51 | 43 | 39 | 45 | 44 |
| Fitoraz 76% PM | kg | 2015 | 82 | 76 | 83 | 75 | 84 | 82 | 85 | 90 | 83 | 82 | 87 | 80 |
| | | 2016 | 60 | - | 86 | 76 | 88 | 85 | 80 | 90 | 81 | 92 | 91 | 86 |
| Ridomil GOLD MZ 68 WP | kg | 2015 | - | 87 | 82 | 79 | 86 | 78 | 84 | 89 | 81 | 82 | 86 | 81 |
| | | 2016 | 70 | - | 89 | 86 | 96 | 82 | 89 | 89 | 91 | 92 | 91 | 100 |
| HERBICIDAS | | | | | | | | | | | | | | |
| Afolon 50 PM | L | 2015 | - | - | 121 | - | 123 | - | - | - | 120 | 110 | 118 | 110 |
| | | 2016 | - | - | 124 | 105 | 123 | 110 | 168 | - | 110 | 130 | 114 | 111 |
| Gramoxone Super | L | 2015 | 32 | 39 | 37 | 38 | 39 | 37 | 47 | 45 | 33 | 47 | 36 | 39 |
| | | 2016 | - | - | 41 | 41 | 42 | 39 | 52 | 45 | 36 | 42 | 40 | 42 |
| Gesaprim 90 WG | kg | 2015 | - | 64 | 65 | - | - | - | 67 | 83 | - | 59 | 60 | - |
| | | 2016 | - | - | - | 61 | 86 | 64 | 60 | 72 | 60 | 72 | 63 | 62 |
| Goal 2 EC | 250 ml | 2015 | - | 64 | 65 | - | - | - | 67,111 | 83 | - | 59 | 60 | - |
| | | 2016 | - | - | - | 51 | 65 | 72 | 43 | - | - | 66 | 71 | 72 |
| Roundup | L | 2015 | 24 | 32 | - | 28 | - | 28 | 43 | 30 | - | 28 | 28 | 31 |
| | | 2016 | - | - | 35 | 29 | 43 | 32 | 51 | 32 | 53 | 31 | 29 | 33 |
| INSECTICIDAS | | | | | | | | | | | | | | |
| Lannate 90 | kg | 2015 | - | 128 | - | 127 | 119 | - | - | - | 158 | 142 | 150 | 148 |
| | | 2016 | - | - | - | 132 | 119 | - | - | 149 | 121 | 144 | 152 | 158 |
| Lorsban 4 E | L | 2015 | - | 47 | 52 | 54 | 56 | 54 | 45 | 70 | - | 46 | - | 47 |
| | | 2016 | - | - | 64 | 54 | 59 | 58 | 52 | 72 | 89 | 51 | - | 51 |
| Campal 250 CE | L | 2015 | - | 55 | 58 | 58 | 71 | 62 | 54 | 79 | 59 | 54 | 67 | 57 |
| | | 2016 | 64 | - | 64 | 64 | 74 | 57 | 62 | 78 | 67 | 58 | 72 | 59 |

Fuente: SIEA.



C.9 PERÚ: PRECIO DE VENTA MINORISTA DE
(Soles por unidad de medida)

| Producto | Unidad de medida | Año | Lambayeque | Lima | Lima Metropolitana | Loreto | Madre de Dios | Moquegua | Pasco | Piura | Puno | San Martín | Tacna | Tumbes | Ucayali |
|-----------------------|------------------|------|------------|-------|--------------------|--------|---------------|----------|-------|-------|------|------------|-------|--------|---------|
| ACARICIDAS | | | | | | | | | | | | | | | |
| Kenyo | 500 ml | 2015 | - | - | - | - | - | 111 | - | - | - | - | 90 | - | - |
| | | 2016 | - | 126 | - | - | - | 115 | - | - | - | 181 | 140 | - | - |
| Vertimec 1.8% EC | 250 ml | 2015 | - | 84 | 116 | 106 | - | 80 | - | - | - | - | 94 | - | - |
| | | 2016 | - | 85 | 123 | 121 | - | - | 95 | - | - | 110 | 105 | - | - |
| FUNGICIDAS | | | | | | | | | | | | | | | |
| Curzate M8 | kg | 2015 | - | 56 | 69 | - | - | - | 65 | - | 60 | 73 | - | - | - |
| | | 2016 | 33 | 62 | 71 | - | - | 85 | 63 | 43,58 | - | 73 | - | - | 53 |
| Manzate 200 | kg | 2015 | 29 | 38 | 44 | 36 | - | 34 | 29 | - | - | 31 | 40 | - | 38 |
| | | 2016 | 30 | 34 | 38 | 36 | - | 35 | 31 | 44 | - | 32 | - | - | 30 |
| Kumulus DF | kg | 2015 | - | 18 | 20 | - | - | 18 | 21 | - | - | 27 | - | - | - |
| | | 2016 | 19 | 19 | 20 | - | - | 20 | 21 | - | - | 31 | - | - | - |
| Cercobim -M | kg | 2015 | - | 121,3 | 146 | - | - | 130 | 155 | - | - | 140 | - | - | - |
| | | 2016 | - | 135 | 160 | - | - | 125 | 175 | 122 | - | 140 | 150 | - | - |
| Antracol 70% PM | kg | 2015 | 37 | 40 | 41 | 45,03 | 50 | 43 | 44 | 37 | 41 | 39 | 36 | 40 | 57 |
| | | 2016 | 42 | 43 | 43 | 43 | - | 46 | 46 | 46 | - | 40 | 40 | 44 | 59 |
| Fitoraz 76% PM | kg | 2015 | 80 | 79 | 88 | 109,3 | - | 79 | 88 | 72 | 79 | 82 | 76 | - | 76 |
| | | 2016 | 89 | 84 | 89 | 116 | - | 85 | 88 | 81 | - | 88 | 79 | - | 77 |
| Ridomil GOLD MZ 68 WP | kg | 2015 | 82 | 96 | 86 | 106,3 | 85 | 85 | 76 | - | - | 84 | 84 | - | 87 |
| | | 2016 | 95 | 91 | 98 | 109 | - | 85 | 78 | 78 | - | 94 | 79 | - | 68 |
| HERBICIDAS | | | | | | | | | | | | | | | |
| Afolon 50 PM | L | 2015 | 110 | - | 146 | - | - | 116 | - | - | - | - | 120 | - | - |
| | | 2016 | 148 | 117 | 123 | - | - | 119 | - | - | - | - | - | - | - |
| Gramoxone Super | L | 2015 | 34 | - | - | 43 | 40 | - | 38 | - | 35 | 31,27 | 37 | - | 32 |
| | | 2016 | 40 | 43 | 45 | 40 | - | 45 | 41 | 41 | - | 34 | 27 | 36 | 32 |
| Gesaprim 90 WG | kg | 2015 | - | - | - | - | 60 | 61 | - | - | - | 66 | 62 | - | - |
| | | 2016 | - | 69 | 65 | - | - | 61 | 61 | 61 | - | - | - | - | - |
| Goal 2 EC | 250 ml | 2015 | - | 76 | 72 | - | 60 | 61 | - | - | - | 66 | 62 | - | - |
| | | 2016 | 79 | 98 | 65 | - | - | 55 | 66 | - | - | - | 60 | - | - |
| Roundup | L | 2015 | 25 | 30 | 40 | 37 | 35 | 30 | 30 | - | - | 23 | 30 | - | 32 |
| | | 2016 | 32 | 30 | 36 | 37 | - | 30 | 30 | 37 | - | 25 | 32 | - | - |
| INSECTICIDAS | | | | | | | | | | | | | | | |
| Lannate 90 | kg | 2015 | - | - | 145 | 150 | - | - | - | - | - | 116 | 128 | - | - |
| | | 2016 | 155,8 | 116,5 | 172,5 | - | - | - | - | 119 | - | 105 | 148 | 96 | - |
| Lorsban 4 E | L | 2015 | 44 | 50 | 49 | 51 | - | 49 | 43 | 43 | - | 47 | - | - | |
| | | 2016 | 46 | 51 | 52 | 49 | - | 58 | 49 | 54 | - | 34 | 49 | 54 | 25 |
| Campal 250 CE | L | 2015 | - | 70 | 64 | 55 | 65 | 58 | 61 | - | - | 56 | - | - | 77 |
| | | 2016 | 57 | 65 | 66 | 55 | - | 59 | 69 | 65 | - | 55 | - | - | 84 |

Fuente: SIEA.



C.10 PERÚ: PRECIO DE VENTA MINORISTA DE REGULADORES DE CRECIMIENTO, NUTRIENTES Y ADHERENTES FOLIARES POR PRODUCTO SEGÚN REGIÓN, MARZO 2015/16 (Soles por unidad de medida)

| Producto | Unidad de medida | Año | A m a z o n a s | A n c a s h | A p u r í m a c | A r e q u i p a | A y a c u c h o | C a j a m a r c a | C u s c o | H u a n c a v e l i c a | H u á n u c o | I c a | J u n í n | L a L i b e r t a d | L a m b a y e q u e | L i m a |
|-----------------------------------|------------------|------|-----------------|-------------|-----------------|-----------------|-----------------|-------------------|-----------|-------------------------|---------------|-------|-----------|---------------------|---------------------|---------|
| REGULADORES DE CRECIMIENTO | | | | | | | | | | | | | | | | |
| Activol | pastilla | 2015 | 12 | 12 | 14 | 12 | 13 | 13 | 13 | 15 | 13 | 11 | 13 | 12 | 11 | 12 |
| | | 2016 | - | - | 15 | 13 | 14 | 14 | 14 | 15 | 12 | 14 | 14 | 13 | 14 | 13 |
| Aminofol | 200 ml | 2015 | - | 40 | 49 | 49 | 41 | 50 | 42 | 44 | 45 | 51 | 55 | 52 | - | 48 |
| | | 2016 | - | - | 53 | 51 | 37 | - | 46 | 44 | 44 | 55 | 51 | 51 | 49 | 52 |
| Ergostim | 200 ml | 2015 | 42 | - | 44 | 42 | - | 50 | 61 | 45 | 38 | - | 49 | 46 | 46 | 62 |
| | | 2016 | - | - | - | 44 | 35 | - | 46 | 37 | 55 | 45 | 46 | 52 | 53 | |
| Pix | L | 2015 | - | 120 | - | 109 | 124 | - | - | 119 | 111 | 129,1 | 128 | 119 | 105 | - |
| | | 2016 | - | - | - | 117 | 126 | - | - | 127 | 95 | 135 | - | 137 | 114 | 56 |
| NUTRIENTES FOLIARES | | | | | | | | | | | | | | | | |
| Abonofol 20-20-20 | kg | 2015 | 15 | 16 | 17 | 14 | 21 | 15 | 18 | 15 | 26 | 14 | 14 | 15 | 11 | 16 |
| | | 2016 | - | - | 17 | 15 | 22 | 37 | 17 | 15 | 23 | 15 | 14 | 15 | 17 | 17 |
| Abonofol 30-10-10 | kg | 2015 | 14 | 14 | 16 | 14 | 21 | 13 | 16 | 15 | 14 | 14 | 14 | 14 | 11 | 15 |
| | | 2016 | - | - | 16 | 15 | 21 | 36 | 14 | 15 | 11 | 27 | 13 | 15 | 15 | 16 |
| Fetrilon Combi 1 | 249 g | 2015 | - | 33 | 29 | 24 | 31 | 21 | 27 | 33 | 26 | 28 | 29 | 29 | 25 | - |
| | | 2016 | - | - | 20 | 23 | 31 | 30 | 25 | 33 | 28 | 28 | 32 | 30 | 28 | 37 |
| Multifrut | kg | 2015 | 12 | 15 | 18 | 17 | 25 | 15 | 19 | 19 | 18 | 14 | 17 | 14 | 13 | 16 |
| | | 2016 | - | - | 31 | 18 | 26 | 16 | 20 | 19 | 18 | 14 | 22 | 15 | 14 | 16 |
| Poliphos | kg | 2015 | - | 33 | - | - | 33 | - | 25 | 25 | 16 | 29 | 30 | 29 | 29 | 28 |
| | | 2016 | - | - | - | 19 | 34 | - | 27 | 25 | 14 | 27 | 30 | 31 | 27 | 31 |
| ADHERENTES | | | | | | | | | | | | | | | | |
| Citowett | L | 2015 | - | 28 | 28 | 31 | 29 | 19 | 26 | 30 | 27 | 30 | 25 | 27 | - | 33 |
| | | 2016 | - | - | 34 | 29 | 31 | 19 | 29 | 30 | 22 | 37 | 27 | 25 | 25 | 33 |
| Agridex | L | 2015 | - | 28 | 28 | 25 | 31 | 25 | 29 | 28 | 24 | 33 | 34 | 28 | 23 | 26 |
| | | 2016 | - | - | - | - | 34 | 26 | 29 | 29 | 23 | 42 | 35 | 29 | 27 | 29 |
| Agrotin -SL | L | 2015 | - | - | - | - | - | 20 | - | 31 | 21 | 31 | 23 | 24 | - | 24 |
| | | 2016 | - | - | 25 | - | 36 | 20 | 29 | 31 | 23 | 28 | 26 | 31 | - | 27 |
| Triona M | 4 L | 2015 | - | 84 | 84 | - | - | - | - | - | - | 85 | - | - | - | 89 |
| | | 2016 | - | - | - | - | - | - | - | 163 | - | - | 104 | - | 102 | - |

Fuente: SIEA.


**C.10 PERÚ: PRECIO DE VENTA MII
SEGÚN REGIÓN, MARZO 2015
(Soles por unidad de medida)**

| Producto | Unidad de medida | Lima | Loreto | Madre de Dios | Moquegua | Pasco | Piura | Puno | San Martín | Tacna | Tumbes | Ucayali |
|-----------------------------------|------------------|------|--------|---------------|----------|-------|-------|------|------------|-------|--------|---------|
| REGULADORES DE CRECIMIENTO | | | | | | | | | | | | |
| Activol | pastilla | 10 | 17 | 14 | 11 | 15 | 12 | - | 14 | - | - | 26 |
| | | 10 | 15 | - | 11 | 14 | 12 | - | 15 | 10 | 12 | 21 |
| Aminofol | 200 ml | 45 | 40 | - | 50 | - | - | 45 | 42 | - | - | 70 |
| | | 46 | - | - | 52 | 54 | 27 | - | 21 | - | - | 70 |
| Ergostim | 200 ml | 48 | 45 | - | 41 | 48 | - | - | - | - | - | - |
| | | 46 | 30 | - | 44 | 43 | 50 | - | 35 | - | - | 71 |
| Pix | L | 128 | - | - | 115 | - | - | - | 125,5 | - | - | 140,5 |
| | | 79 | - | - | 118 | 53 | 122 | - | 90 | - | - | 140 |
| NUTRIENTES FOLIARES | | | | | | | | | | | | |
| Abonofol 20-20-20 | kg | 17 | 21 | 24 | 10 | 17 | 15 | 20 | 12 | 11 | - | 15 |
| | | 17 | 19 | - | 11 | 18 | 16 | - | 13 | 12 | 19 | 15 |
| Abonofol 30-10-10 | kg | 14 | 20 | 30 | 10 | 15 | 15 | - | 13 | 10 | - | 13 |
| | | 15 | 18 | - | 11 | 14 | 14 | - | 13 | 20 | - | 14 |
| Fetrilon Combi 1 | 249 g | 67 | 30 | - | 29 | - | 16 | - | 27 | 28 | - | - |
| | | 38 | 28 | - | 29 | - | 26 | - | 29 | 33 | - | 18 |
| Multifrut | kg | 14 | 22 | 22 | 12 | 16 | 12 | 24 | 16 | 13 | - | - |
| | | 17 | 20 | - | 15 | 16 | 24 | - | 15 | 13 | - | 33 |
| Poliphos | kg | 20 | 25 | - | 18 | 15 | 13 | - | 14 | 24 | - | 25 |
| | | 20 | 22 | - | 21 | 18 | 27 | - | 23 | - | - | 25 |
| ADHERENTES | | | | | | | | | | | | |
| Citowett | L | 37 | - | - | 32 | - | - | - | - | 20 | - | 19 |
| | | 37 | - | - | 34 | - | - | - | 58 | - | - | 19 |
| Agridex | L | 35 | 34 | 30 | 36 | 22 | - | - | 27 | - | - | 26 |
| | | 35 | 34 | - | 38 | 24 | - | - | 29 | 25 | - | - |
| Agrotin -SL | L | - | - | - | 30 | 19 | - | 20 | 20 | 20 | - | 25 |
| | | - | 15 | - | 35 | 19 | - | - | 27 | - | - | 25 |
| Triona M | 4 L | 94 | - | - | 97 | - | - | - | - | - | - | - |
| | | 100 | - | - | - | - | - | - | 130 | - | - | - |

Fuente: SIEA.



Medios de Producción Agropecuarios

C.11 PERÚ: PRECIO DEL JORNAL AGRÍCOLA POR REGIÓN SEGÚN MES, ENERO 2015 - MARZO 2016 (Soles por día)

| Region | Año | Ene | Feb | Mar | Abr | May | Jun | Jul | Ago | Set | Oct | Nov | Dic |
|--------------------|------|------|------|------|------|------|------|------|------|------|------|------|------|
| Amazonas | 2015 | 32,5 | 32,5 | 32,5 | 32,5 | 32,5 | 32,5 | 32,5 | 32,5 | 32,5 | 32,5 | 32,5 | 40,0 |
| | 2016 | 35,0 | 35,0 | 30,0 | | | | | | | | | |
| Ancash | 2015 | 35,0 | 35,0 | 35,0 | 35,0 | 35,0 | 35,0 | 35,0 | 35,0 | 35,0 | 35,0 | 40,0 | 40,0 |
| | 2016 | 32,5 | 35,0 | 35,0 | | | | | | | | | |
| Apurímac | 2015 | 37,5 | 37,5 | 37,5 | 37,5 | 37,5 | 37,5 | 35,0 | 35,0 | 37,5 | 37,5 | 37,5 | 37,5 |
| | 2016 | 37,5 | 37,5 | 38,0 | | | | | | | | | |
| Arequipa | 2015 | 55,0 | 55,0 | 55,0 | 55,0 | 55,0 | 55,0 | 57,5 | 55,0 | 55,0 | 54,5 | 64,5 | 57,5 |
| | 2016 | 55,0 | 55,0 | 55,0 | | | | | | | | | |
| Ayacucho | 2015 | 37,5 | 37,5 | 37,5 | 35,0 | 35,0 | 35,0 | 35,0 | 37,5 | 37,5 | 37,5 | 37,5 | 37,5 |
| | 2016 | 40,0 | 40,0 | 38,0 | | | | | | | | | |
| Cajamarca | 2015 | 29,0 | 29,0 | 29,0 | 29,0 | 29,0 | 29,0 | 29,0 | 29,0 | 32,5 | 29,0 | 32,5 | 32,5 |
| | 2016 | 32,5 | 32,5 | 33,0 | | | | | | | | | |
| Cusco | 2015 | 37,5 | 37,5 | 37,5 | 37,5 | 37,5 | 37,5 | 37,5 | 37,5 | 37,5 | 37,5 | 37,5 | 37,5 |
| | 2016 | 37,5 | 40,0 | 38,0 | | | | | | | | | |
| Huancavelica | 2015 | 27,5 | 27,5 | 27,5 | 32,5 | 30,0 | 32,5 | 32,5 | 32,5 | 30,0 | 32,5 | 30,0 | 32,5 |
| | 2016 | 32,5 | 32,5 | 33,0 | | | | | | | | | |
| Huánuco | 2015 | 28,5 | 33,5 | 33,5 | 34,0 | 32,5 | 32,5 | 32,5 | 32,5 | 32,5 | 32,5 | 32,5 | 32,5 |
| | 2016 | 35,0 | 35,0 | 34,0 | | | | | | | | | |
| Ica | 2015 | 36,9 | 36,9 | 36,3 | 36,3 | 36,3 | 36,3 | 38,0 | 36,1 | 36,1 | 36,5 | 36,5 | 43,8 |
| | 2016 | 43,8 | 43,8 | 44,0 | | | | | | | | | |
| Junín | 2015 | 40,0 | 40,0 | 42,5 | 42,5 | 42,5 | 42,5 | 42,5 | 42,5 | 42,5 | 42,5 | 42,5 | 42,5 |
| | 2016 | 42,5 | 42,5 | 43,0 | | | | | | | | | |
| La Libertad | 2015 | 30,0 | 30,0 | 30,0 | 30,0 | 35,0 | 35,0 | 35,0 | 35,0 | 35,0 | 35,0 | 35,0 | 35,0 |
| | 2016 | 35,0 | 35,0 | 35,0 | | | | | | | | | |
| Lambayeque | 2015 | 27,5 | 30,0 | 30,0 | 30,0 | 30,0 | 30,0 | 30,0 | 27,5 | 27,5 | 27,5 | 27,5 | 30,0 |
| | 2016 | 35,0 | 35,0 | 33,0 | | | | | | | | | |
| Lima | 2015 | 35,0 | 35,0 | 35,0 | 35,0 | 35,0 | 35,0 | 35,0 | 35,0 | 35,0 | 35,0 | 35,0 | 35,0 |
| | 2016 | 35,0 | 35,0 | 35,0 | | | | | | | | | |
| Lima Metropolitana | 2015 | 35,0 | 40,0 | 42,5 | 40,0 | 40,0 | 40,0 | 42,5 | 42,5 | 42,5 | 42,5 | 42,5 | 42,5 |
| | 2016 | 50,0 | 50,0 | 50,0 | | | | | | | | | |
| Loreto | 2015 | 27,5 | 27,5 | 27,5 | 27,5 | 27,5 | 27,5 | 27,5 | 27,5 | 27,5 | 27,5 | 27,5 | 27,5 |
| | 2016 | 30,0 | 30,0 | 30,0 | | | | | | | | | |
| Madre de Dios | 2015 | 42,5 | 42,5 | 42,5 | 42,5 | 42,5 | 42,5 | 42,5 | 42,5 | 45,0 | 42,5 | 42,5 | 42,5 |
| | 2016 | 42,5 | 42,5 | 43,0 | | | | | | | | | |
| Moquegua | 2015 | 40,0 | 40,0 | 40,0 | 40,0 | 40,0 | 40,0 | 40,0 | 40,0 | 40,0 | 50,0 | 50,0 | 47,5 |
| | 2016 | 45,0 | 45,0 | 45,0 | | | | | | | | | |
| Pasco | 2015 | 35,0 | 35,0 | 35,0 | 35,0 | 35,0 | 35,0 | 35,0 | 32,5 | 32,5 | 37,5 | 37,5 | 37,5 |
| | 2016 | 37,5 | 37,5 | 38,0 | | | | | | | | | |
| Piura | 2015 | 27,5 | 27,5 | 27,5 | 30,0 | 30,0 | 32,5 | 32,5 | 37,5 | 37,5 | 37,5 | 37,5 | 37,5 |
| | 2016 | 37,5 | 37,5 | 35,0 | | | | | | | | | |
| Puno | 2015 | 32,5 | 32,5 | 30,0 | 30,0 | 32,5 | 32,5 | 32,5 | 34,0 | 35,0 | 35,0 | 35,0 | 35,0 |
| | 2016 | 32,5 | 32,5 | 35,0 | | | | | | | | | |
| San Martín | 2015 | 30,0 | 30,0 | 30,0 | 30,0 | 30,0 | 30,0 | 30,0 | 30,0 | 30,0 | 30,0 | 32,5 | 30,0 |
| | 2016 | 32,5 | 32,5 | 33,0 | | | | | | | | | |
| Tacna | 2015 | 47,5 | 47,5 | 47,5 | 47,5 | 47,5 | 45,0 | 45,0 | 45,0 | 45,0 | 45,0 | 50,0 | 45,0 |
| | 2016 | 45,0 | 45,0 | 45,0 | | | | | | | | | |
| Tumbes | 2015 | 35,0 | 35,0 | 35,0 | 35,0 | 40,0 | 40,0 | 40,0 | 42,5 | 42,5 | 42,5 | 42,5 | 42,5 |
| | 2016 | 42,5 | 42,5 | 42,0 | | | | | | | | | |
| Ucayali | 2015 | 30,0 | 30,0 | 30,0 | 30,0 | 30,0 | 30,0 | 32,5 | 32,5 | 32,5 | 32,5 | 32,5 | 32,5 |
| | 2016 | 32,5 | 30,0 | 30,0 | | | | | | | | | |

Fuente: SIEA



C.12 PERÚ: PRECIO DE ALQUILER DE TRACTOR AGRÍCOLA POR REGIÓN SEGÚN MES, ENERO 2015 - MARZO 2016
(Soles por hora)

| Región | AÑO | Ene | Feb | Mar | Abr | May | Jun | Jul | Ago | Set | Oct | Nov | Dic |
|--------------------|------|-------|-------|-------|-------|-------|-------|-------|-------|-------|-------|-------|-------|
| Amazonas | 2015 | 90,0 | 97,5 | 95,0 | 97,5 | 97,5 | 97,5 | 97,5 | 97,5 | 97,5 | 95,0 | 100,0 | 102,5 |
| | 2016 | 95,0 | 95,0 | 93,0 | | | | | | | | | |
| Ancash | 2015 | 84,0 | 84,0 | 80,0 | 80,0 | 80,0 | 80,0 | 85,0 | 85,0 | 80,0 | 95,0 | 95,0 | 95,0 |
| | 2016 | 90,0 | 93,0 | 93,0 | | | | | | | | | |
| Apurímac | 2015 | 92,5 | 95,0 | 90,0 | 90,0 | 90,0 | 90,0 | 90,0 | 92,5 | 92,5 | 92,5 | 92,5 | 92,5 |
| | 2016 | 92,5 | 92,5 | 93,0 | | | | | | | | | |
| Arequipa | 2015 | 110,0 | 110,0 | 110,0 | 110,0 | 110,0 | 115,0 | 115,0 | 115,0 | 115,0 | 110,0 | 102,5 | 87,5 |
| | 2016 | 85,0 | 85,0 | 85,0 | | | | | | | | | |
| Ayacucho | 2015 | 72,5 | 67,5 | 67,5 | 65,0 | 65,0 | 65,0 | 67,5 | 75,0 | 82,5 | 90,0 | 90,0 | 90,0 |
| | 2016 | 92,5 | 91,0 | 91,0 | | | | | | | | | |
| Cajamarca | 2015 | 78,0 | 79,5 | 79,5 | 80,5 | 79,5 | 79,5 | 79,5 | 79,5 | 67,5 | 79,5 | 79,5 | 76,5 |
| | 2016 | 70,0 | 72,0 | 72,0 | | | | | | | | | |
| Cusco | 2015 | 71,5 | 71,5 | 84,0 | 84,0 | 84,0 | 84,0 | 84,0 | 81,0 | 81,0 | 78,5 | 78,5 | 78,5 |
| | 2016 | 74,0 | 72,0 | 79,0 | | | | | | | | | |
| Huancavelica | 2015 | 70,0 | 65,0 | 65,0 | 70,0 | 65,0 | 65,0 | 65,0 | 65,0 | 65,0 | 67,5 | 70,0 | 70,0 |
| | 2016 | 67,5 | 67,5 | 68,0 | | | | | | | | | |
| Huánuco | 2015 | 95,0 | 100,0 | 105,5 | 95,0 | 95,0 | 95,0 | 95,0 | 97,5 | 95,0 | 98,5 | 95,0 | 95,0 |
| | 2016 | 95,0 | 97,5 | 95,0 | | | | | | | | | |
| Ica | 2015 | 78,5 | 82,5 | 82,5 | 82,5 | 82,5 | 82,5 | 82,5 | 82,5 | 82,5 | 82,5 | 82,5 | 82,5 |
| | 2016 | 83,2 | 83,2 | 78,0 | | | | | | | | | |
| Junín | 2015 | 95,0 | 95,0 | 95,0 | 90,0 | 90,0 | 90,0 | 90,0 | 90,0 | 105,0 | 105,0 | 105,0 | 105,0 |
| | 2016 | 105,0 | 105,0 | 105,0 | | | | | | | | | |
| La Libertad | 2015 | 92,5 | 92,5 | 92,5 | 92,5 | 92,5 | 92,5 | 97,5 | 97,5 | 97,5 | 92,5 | 95,0 | 95,0 |
| | 2016 | 90,0 | 90,0 | 90,0 | | | | | | | | | |
| Lambayeque | 2015 | 130,0 | 130,0 | 130,0 | 130,0 | 130,0 | 120,0 | 120,0 | 120,0 | 120,0 | 130,0 | 130,0 | 130,0 |
| | 2016 | 120,0 | 130,0 | 130,0 | | | | | | | | | |
| Lima Metropolitana | 2015 | 85,0 | 107,5 | 97,5 | 100,0 | 97,5 | 100,0 | 100,0 | 100,0 | 100,0 | 100,0 | 100,0 | 100,0 |
| | 2016 | 100,0 | 100,0 | 100,0 | | | | | | | | | |
| Lima | 2015 | 112,5 | 82,5 | 107,5 | 97,5 | 97,5 | 97,5 | 97,5 | 97,5 | 97,5 | 100,0 | 100,0 | 100,0 |
| | 2016 | 100,0 | 100,0 | 100,0 | | | | | | | | | |
| Loreto | 2015 | 120,0 | 100,0 | 120,0 | 120,0 | 120,0 | 120,0 | 120,0 | 120,0 | 120,0 | 120,0 | 120,0 | 120,0 |
| | 2016 | 120,0 | 120,0 | 120,0 | | | | | | | | | |
| Madre de Dios | 2015 | 71,0 | 71,0 | 71,0 | 71,0 | 71,0 | 71,0 | 71,0 | 71,0 | 71,0 | 71,0 | 71,0 | 71,0 |
| | 2016 | 71,0 | 71,0 | 71,0 | | | | | | | | | |
| Moquegua | 2015 | 50,0 | 50,0 | 50,0 | 50,0 | 50,0 | 50,0 | 50,0 | 50,0 | 50,0 | 60,0 | 60,0 | 62,5 |
| | 2016 | 60,0 | 60,0 | 60,0 | | | | | | | | | |
| Pasco | 2015 | 60,0 | 97,5 | 90,0 | 92,5 | 92,5 | 97,5 | 97,5 | 97,5 | 97,5 | 95,0 | 95,0 | 95,0 |
| | 2016 | 95,0 | 95,0 | 95,0 | | | | | | | | | |
| Piura | 2015 | 100,0 | 92,5 | 100,0 | 100,0 | 100,0 | 100,0 | 100,0 | 105,0 | 105,0 | 110,0 | 110,0 | 110,0 |
| | 2016 | 130,0 | 130,0 | 130,0 | | | | | | | | | |
| Puno | 2015 | 47,5 | 42,5 | 42,5 | 42,5 | 50,0 | 50,0 | 50,0 | 50,0 | 47,5 | 50,0 | 47,5 | 50,0 |
| | 2016 | 48,0 | 47,5 | 48,0 | | | | | | | | | |
| San Martín | 2015 | 130,0 | 135,0 | 135,0 | 135,0 | 135,0 | 135,0 | 135,0 | 135,0 | 135,0 | 135,0 | 135,0 | 135,0 |
| | 2016 | 135,0 | 135,0 | 135,0 | | | | | | | | | |
| Tacna | 2015 | 62,5 | 55,0 | 55,0 | 55,0 | 55,0 | 55,0 | 55,0 | 55,0 | 55,0 | 60,0 | 55,0 | 55,0 |
| | 2016 | 55,0 | 55,0 | 55,0 | | | | | | | | | |
| Tumbes | 2015 | 110,0 | 100,0 | 100,0 | 100,0 | 110,0 | 110,0 | 110,0 | 110,0 | 110,0 | 100,0 | 110,0 | 110,0 |
| | 2016 | 125,0 | 120,0 | 110,0 | | | | | | | | | |
| Ucayali | 2015 | - | - | - | - | - | - | - | - | - | - | - | - |
| | 2016 | 150,0 | 150,0 | 153,0 | | | | | | | | | |

Fuente: SIEA



Medios de Producción Agropecuarios

C.13 PERÚ: PRECIO ALQUILER DE YUNTA POR REGIÓN SEGÚN MES, ENERO 2015 - MARZO 2016
(Soles por día)

| Región | AÑO | Ene | Feb | Mar | Abr | May | Jun | Jul | Ago | Set | Oct | Nov | Dic |
|--------------------|------|-------|-------|-------|-------|-------|-------|-------|-------|-------|-------|-------|-------|
| Amazonas | 2015 | 70,0 | 75,0 | 75,0 | 75,0 | 75,0 | 75,0 | 75,0 | 75,0 | 75,0 | 75,0 | 85,0 | 90,0 |
| | 2016 | 82,5 | 85,0 | 85,0 | | | | | | | | | |
| Ancash | 2015 | 80,0 | 80,0 | 80,0 | 80,0 | 77,5 | 77,5 | 80,0 | 80,0 | 85,0 | 85,0 | 85,0 | 85,0 |
| | 2016 | 85,0 | 80,0 | - | | | | | | | | | |
| Apurímac | 2015 | 62,5 | 62,5 | 62,5 | 57,5 | 62,5 | 64,0 | 67,5 | 82,5 | 97,5 | 90,0 | 90,0 | 90,0 |
| | 2016 | 95,0 | 95,0 | 95,0 | | | | | | | | | |
| Arequipa | 2015 | 107,5 | 107,5 | 107,5 | 107,5 | 117,5 | 117,5 | 116,5 | 117,0 | 112,0 | 122,0 | 132,0 | 132,0 |
| | 2016 | 134,0 | 134,0 | 134,0 | | | | | | | | | |
| Ayacucho | 2015 | 75,0 | 75,0 | 80,0 | 75,0 | 80,0 | 80,0 | 80,0 | 75,0 | 80,0 | 85,0 | 85,0 | 85,0 |
| | 2016 | 85,0 | 85,0 | 85,0 | | | | | | | | | |
| Cajamarca | 2015 | 57,5 | 57,5 | 65,0 | 65,0 | 65,0 | 60,0 | 60,0 | 75,0 | 75,0 | 72,5 | 75,0 | 75,0 |
| | 2016 | 85,0 | 85,0 | 85,0 | | | | | | | | | |
| Cusco | 2015 | 70,0 | 70,0 | 70,0 | 73,5 | 73,5 | 73,5 | 73,5 | 75,0 | 75,0 | 75,0 | 80,0 | 82,5 |
| | 2016 | 83,0 | 83,0 | 83,0 | | | | | | | | | |
| Huancavelica | 2015 | 45,0 | 45,0 | 45,0 | 45,0 | 45,0 | 45,0 | 45,0 | 45,0 | 45,0 | 45,0 | 45,0 | 45,0 |
| | 2016 | 45,0 | 45,0 | 48,0 | | | | | | | | | |
| Huánuco | 2015 | 55,0 | 55,0 | 57,5 | 64,0 | 57,5 | 57,5 | 57,5 | 57,5 | 57,5 | 57,5 | 67,5 | 67,5 |
| | 2016 | 68,0 | 72,5 | 72,5 | | | | | | | | | |
| Ica | 2015 | 55,0 | 55,0 | 55,0 | 61,5 | 61,5 | 61,5 | 61,5 | 61,5 | 61,5 | 61,5 | 61,5 | 66,4 |
| | 2016 | 66,0 | 66,1 | 66,0 | | | | | | | | | |
| Junín | 2015 | 80,0 | 80,0 | 80,0 | 80,0 | 80,0 | 82,5 | 82,5 | 80,0 | 80,0 | 80,0 | 85,0 | 85,0 |
| | 2016 | 85,0 | 85,0 | 85,0 | | | | | | | | | |
| La Libertad | 2015 | 75,0 | 75,0 | 75,0 | 75,0 | 75,0 | 75,0 | 75,0 | 75,0 | 75,0 | 77,5 | 77,5 | 75,0 |
| | 2016 | 73,0 | 75,0 | 75,0 | | | | | | | | | |
| Lambayeque | 2015 | 55,0 | 55,0 | 55,0 | 52,5 | 52,5 | 67,5 | 67,5 | 67,5 | 67,5 | 62,5 | 65,0 | 62,5 |
| | 2016 | 65,0 | 65,0 | 68,0 | | | | | | | | | |
| Lima Metropolitana | 2015 | 77,5 | 150,0 | 77,5 | 77,5 | 77,5 | 77,5 | 82,5 | 82,5 | 82,5 | 82,5 | 82,5 | 80,0 |
| | 2016 | 88,0 | 91,0 | 93,0 | | | | | | | | | |
| Lima | 2015 | 125,0 | 130,0 | 140,0 | 140,0 | 125,0 | 140,0 | 140,0 | 140,0 | 140,0 | 140,0 | 140,0 | 140,0 |
| | 2016 | 140,0 | 140,0 | 140,0 | | | | | | | | | |
| Loreto | 2015 | 90,0 | 90,0 | 90,0 | 90,0 | 90,0 | 90,0 | 90,0 | 90,0 | 90,0 | 90,0 | 90,0 | 90,0 |
| | 2016 | 90,0 | 90,0 | 90,0 | | | | | | | | | |
| Madre de Dios | 2015 | - | - | - | - | - | - | - | - | - | - | - | - |
| | 2016 | - | - | - | | | | | | | | | |
| Moquegua | 2015 | 115,0 | 115,0 | 115,0 | 115,0 | 115,0 | 115,0 | 115,0 | 115,0 | 115,0 | 125,0 | 125,0 | 125,0 |
| | 2016 | 130,0 | 131,0 | 130,0 | | | | | | | | | |
| Pasco | 2015 | 72,5 | 72,5 | 72,5 | 72,5 | 72,5 | 75,0 | 75,0 | 75,0 | 75,0 | 75,0 | 75,0 | 80,0 |
| | 2016 | 80,0 | 80,0 | 85,0 | | | | | | | | | |
| Piura | 2015 | 45,0 | 47,5 | 47,5 | 45,0 | 45,0 | 55,0 | 55,0 | 55,0 | 55,0 | 55,0 | 45,0 | 45,0 |
| | 2016 | 50,0 | 50,0 | 50,0 | | | | | | | | | |
| Puno | 2015 | 55,0 | 45,0 | 45,0 | 45,0 | 55,0 | 55,0 | 55,0 | 55,0 | 55,0 | 55,0 | 55,0 | 55,0 |
| | 2016 | 55,0 | 55,0 | 55,0 | | | | | | | | | |
| San Martín | 2015 | 77,5 | 77,5 | 77,5 | 77,5 | 77,5 | 77,5 | 77,5 | 77,5 | 77,5 | 77,5 | 77,5 | 77,5 |
| | 2016 | 85,0 | 87,0 | 89,0 | | | | | | | | | |
| Tacna | 2015 | - | - | - | - | - | - | - | - | 137,5 | 140,0 | 137,5 | 137,5 |
| | 2016 | 137,5 | 137,5 | 138,0 | | | | | | | | | |
| Tumbes | 2015 | 100,0 | 100,0 | 100,0 | 100,0 | 100,0 | 100,0 | 100,0 | 100,0 | 110,0 | 115,0 | 115,0 | 115,0 |
| | 2016 | 137,5 | 137,5 | 138,0 | | | | | | | | | |
| Ucayali | 2015 | - | - | - | - | - | - | - | - | - | - | - | - |
| | 2016 | - | - | - | | | | | | | | | |

Fuente: SIEA



MINISTERIO
DE AGRICULTURA
Y RIEGO

**Dirección General de Seguimiento y
Evaluación de Políticas - DGESEP**

Dirección de Estadística Agraria - DEA
Jr. Yauyos 258. Cercado de Lima



209 -8800 (anexo 4261)



siea@minagri.gob.pe



www.minagri.gob.pe
siea.minagri.gob.pe